



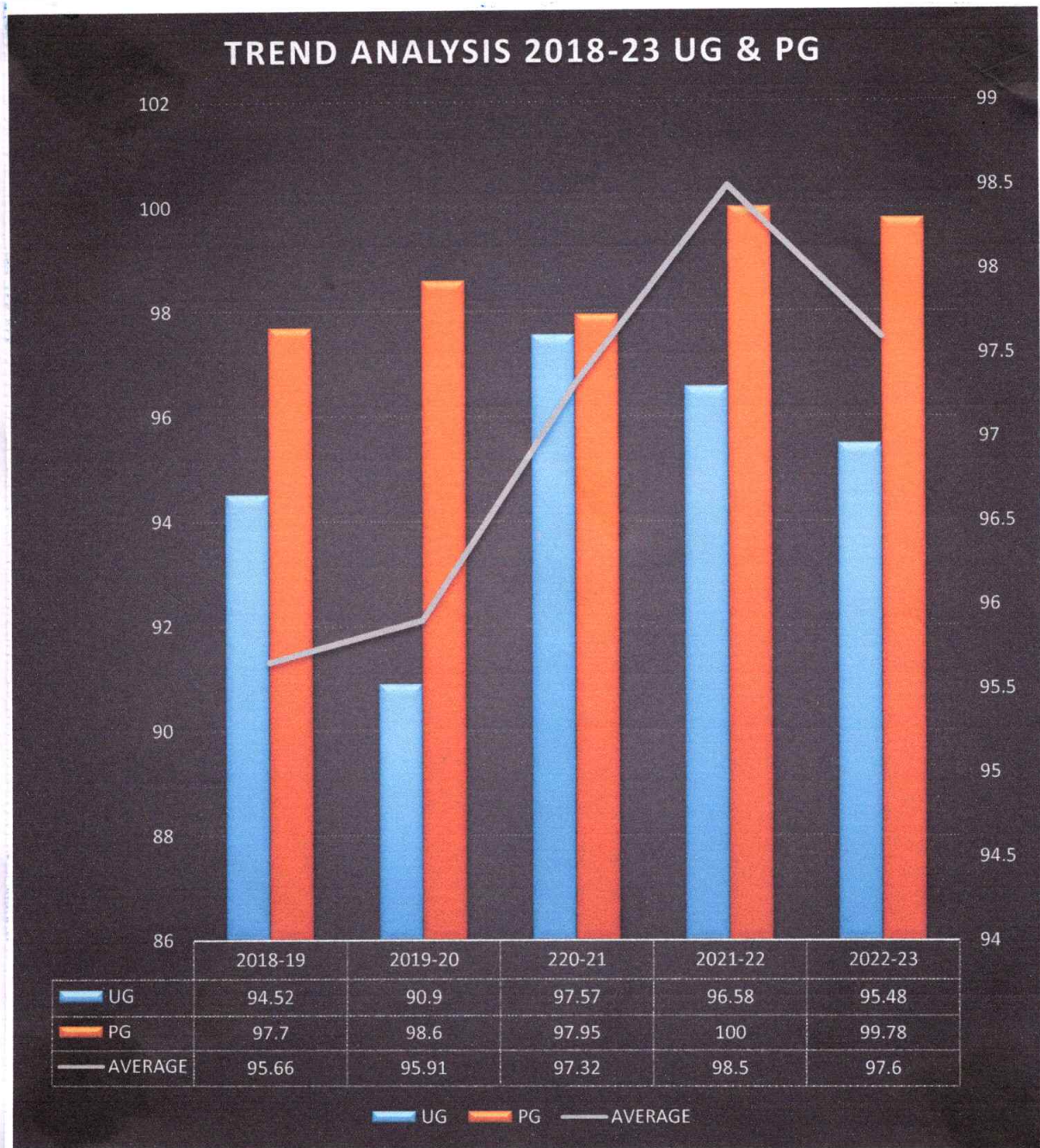
2.6.2: Incremental performance Pass percentage of final year of ACU UG & PG

	2018-19						2019-20						2020-21						2021-22						2022-23					
	UG			PG			UG			PG			UG			PG			UG			PG			UG			PG		
	App ear	Pass	App ear	Pass	App ear	Pass	App ear	Pass	App ear	Pass	App ear	Pass	App ear	Pass	App ear	Pass	App ear	Pass	App ear	Pass	App ear	Pass	App ear	Pass	App ear	Pass				
AIMS	119	114	41	41	121	118	43	43	133	127	46	45	137	134	47	47	141	131	141	68	67									
BGSIT	338	332	75	73	374	332	69	67	424	412	76	71	370	364	87	87	369	369	369	11	11									
SACCP	72	63	14	14	83	73	27	27	83	82	24	24	132	124	36	36	132	126	132	44	44									
ACN	55	47	1	0	59	52	4	4	70	69	0	0	119	119	9	9	69	67	69	0	0									
FGC	0	0	0	0	46	41	0	0	57	57	0	0	108	107	0	0	118	115	118	0	0									
NS	0	0	0	0	0	0	0	0	0	0	0	0	0	0	75	75	0	0	0	0	0									
BGSCOE	0	0	0	0	54	54	0	0	58	58	0	0	82	82	0	0	0	0	0	0	0									
AHS	0	0	0	0	0	0	0	0	0	0	0	0	0	0	0	0	6	6	6	0	0									
TOTAL	584	552	131	128	737	670	143	141	825	805	149	140	948	930	254	254	835	814	835	123	122									
%	94.52			97.70			90.90			98.60			97.57			96.58			100			95.48			99.78					
AVERAGE %	95.66						95.91						97.32						98.50						97.60					





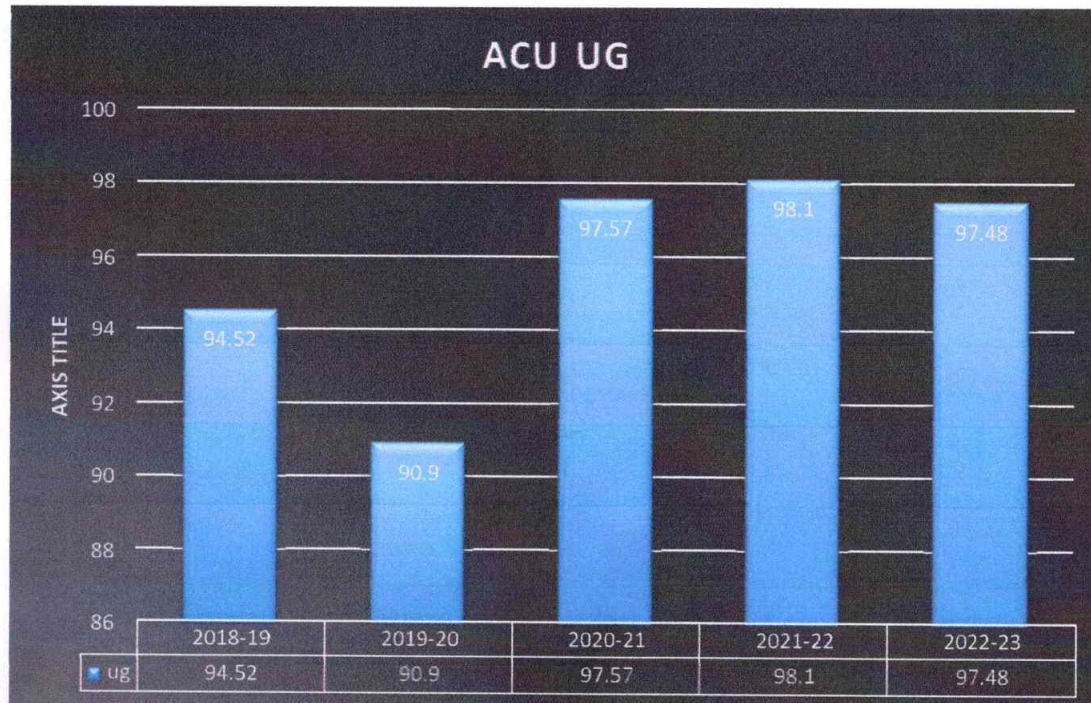
2.6.2: Incremental performance Pass percentage of final year of ACU UG & PG





2.6.2: Incremental performance Pass percentage of final year ACU UG

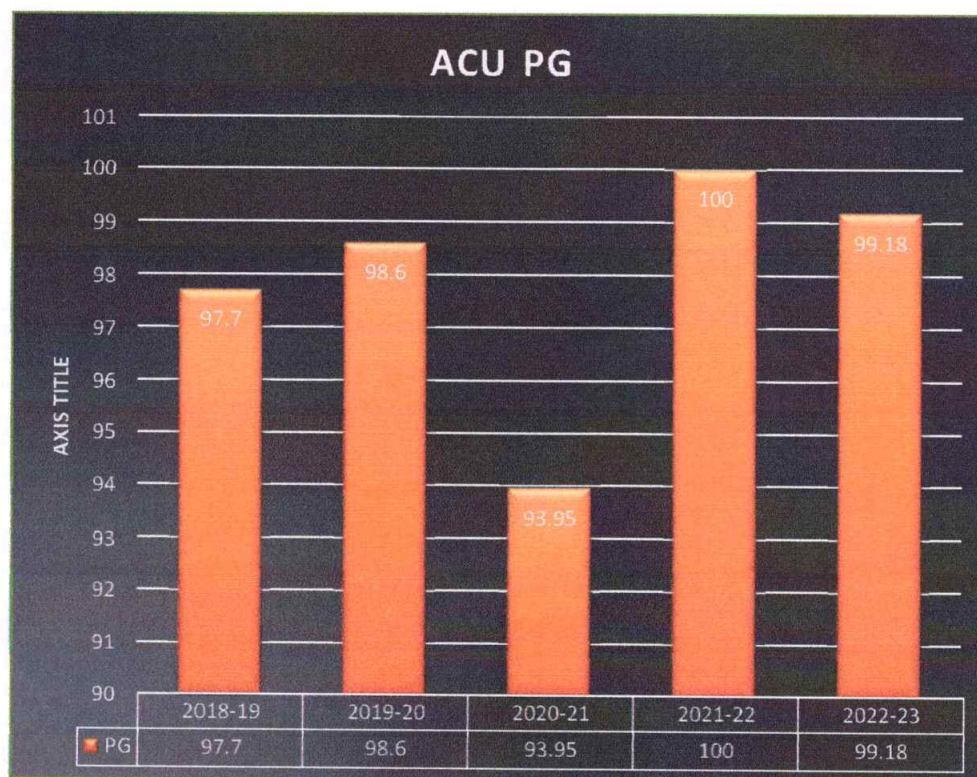
	2018-19		2019-20		2020-21		2021-22		2022-23	
	Appeared	Passed	Appeared	Passed	Appeared	Passed	Appeared	Passed	Appeared	Passed
AIMS	119	114	121	118	133	127	137	134	141	131
BGSIT	338	332	374	332	424	412	370	364	369	369
SACCP	72	63	83	73	83	82	132	124	132	126
CAN	55	47	59	52	70	69	119	119	69	67
FGC	0	0	46	41	57	57	108	107	118	115
NS	0	0	0	0	0	0	0	0	0	0
BGSCOE	0	0	54	54	58	58	82	82	0	0
AHS	0	0	0	0	0	0	0	0	6	6
TOTAL	584	556	737	672	825	805	948	930	835	814
%	95.20		91.18		97.57		98.10		97.48	





2.6.2: Incremental performance Pass percentage of final years of ACU PG

YEAR	2018-19		2019-20		2020-21		2021-22		2022-23	
	Appeared	Passed	Appeared	Passed	Appeared	Passed	Appeared	Passed	Appeared	Passed
AIMS	41	41	43	43	46	45	47	47	68	67
BGSIT	75	73	69	67	76	71	87	87	11	11
SACCP	14	14	27	27	24	24	36	36	44	44
AN	1	0	4	4	0	0	9	9	0	0
NS	0	0	0	0	0	0	75	75	0	0
TOTAL	131	128	143	141	146	140	255	255	123	122
%	97.70		98.60		93.95		100		99.18	

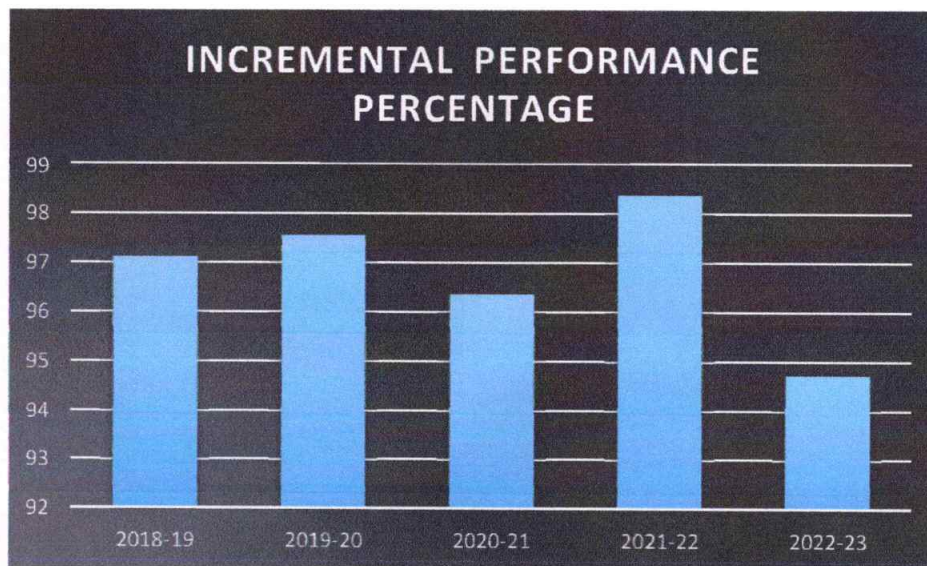




AIMS Students Result Analysis

2.6.2: Incremental performance Pass percentage of final year MBBS & PG students in the last five years

2.6.2: in Incremental performance Pass percentage of final year students in the last five years						
2.6.2	2018-19	2019-20	2020-21	2021-22	2022-23	Total
Number of students appeared in the final year examination (UG+PG)	160	164	179	184	209	896
Number of students passed in the final year examination (UG+PG)	155	161	172	181	198	967
Pass Percentage	96.87	98.17	96.08	98.36	94.73	92.65

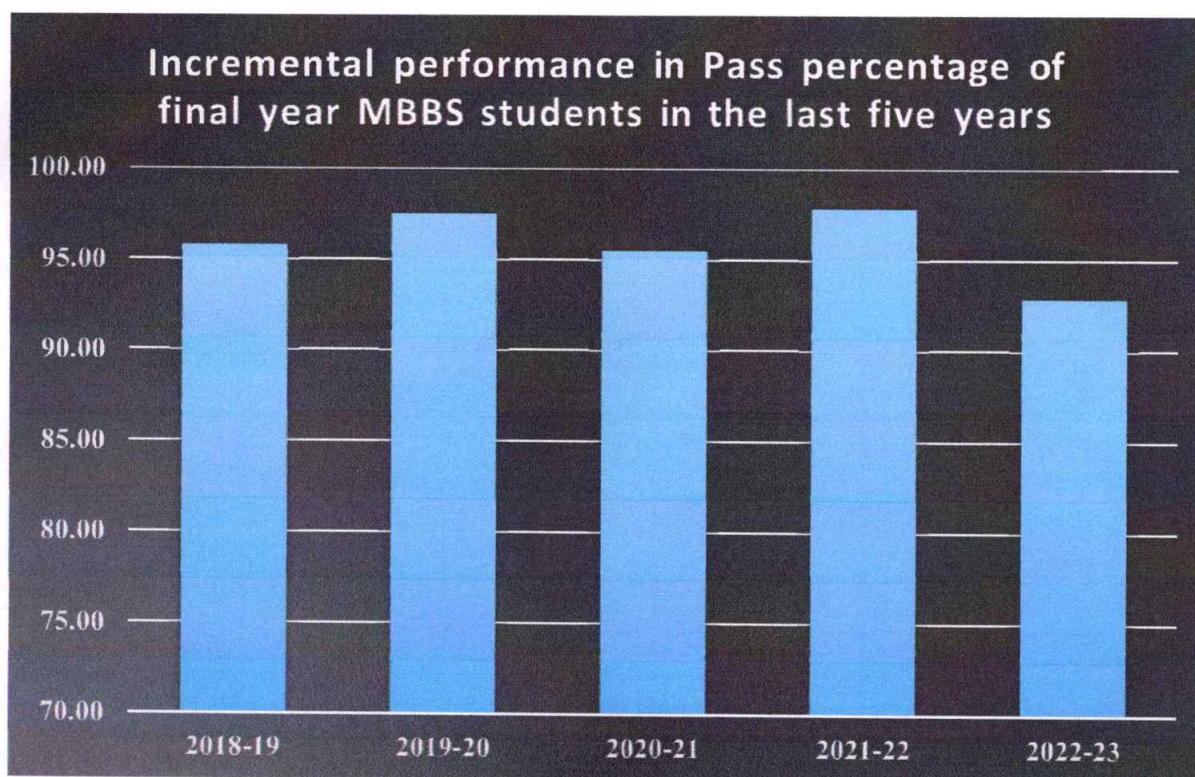




Incremental performance in Pass percentage of final year MBBS students in the last five years

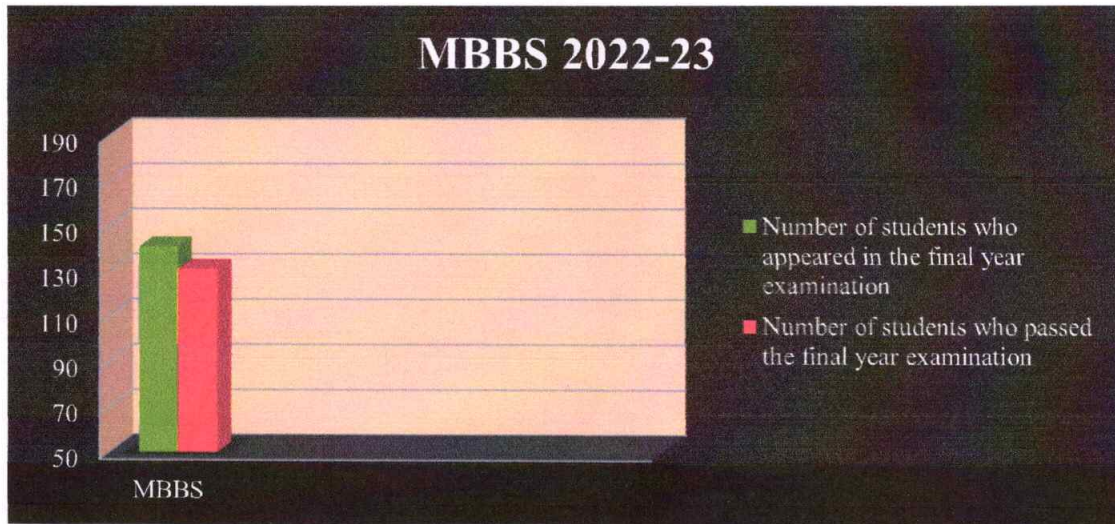
Year	Number of students who appeared in the final year examination (UG)	Number of students who cleared the final year examination (UG)	Pass Percentage
2018-19	119	114	95.80
2019-20	121	118	97.52
2020-21*	133	127	95.49
2021-22	137	134	97.81
2022-23	141	131	92.91

*Exams held in 2021 due to covid 19

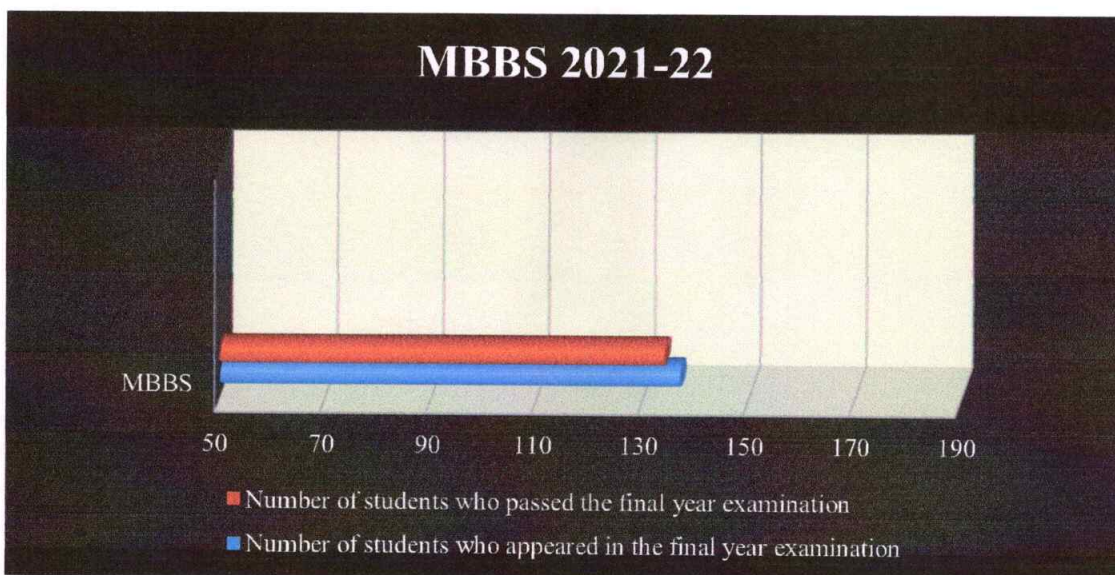




Year wise performance of UG students

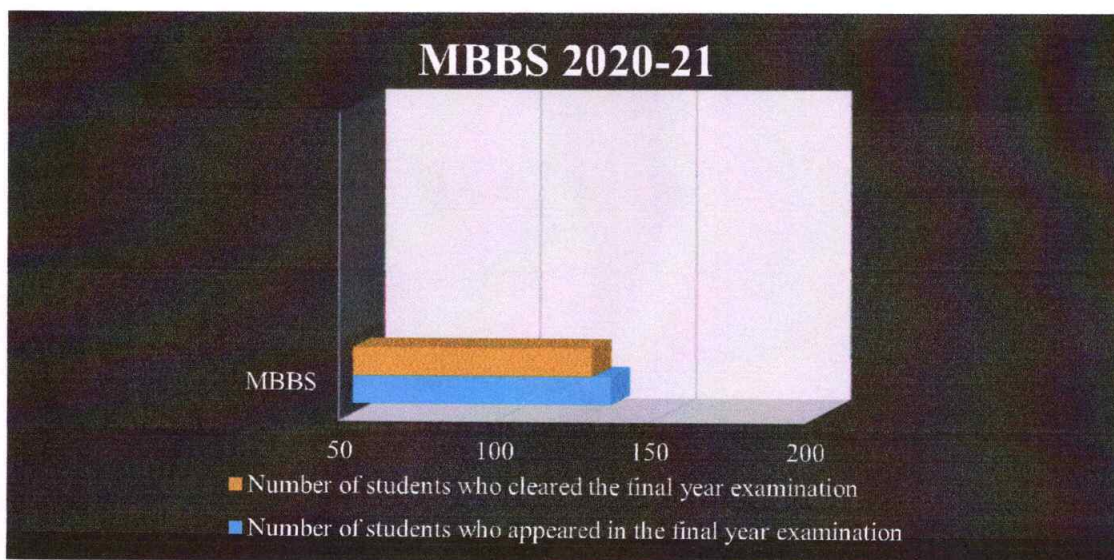


Program name (2022-23)	Number of students who appeared in the final year examination (UG)	Number of students who passed the final year examination (UG)
MBBS	141	131

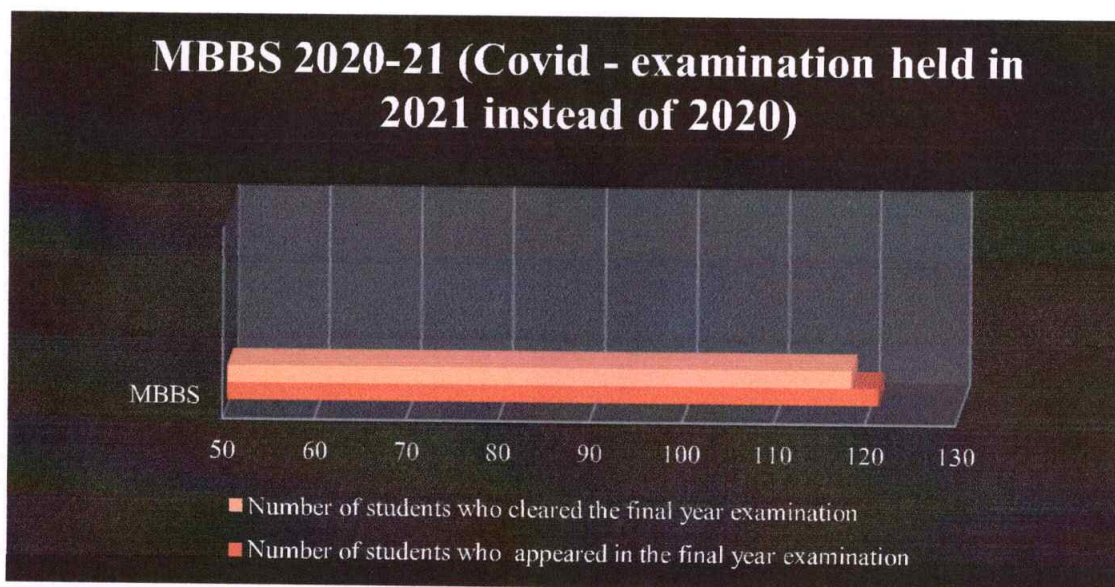


Program name (2021-22)	Number of students who appeared in the final year examination (UG)	Number of students who passed the final year examination (UG)
MBBS	137	134





Program name (2020-21)	Number of students who appeared in the final year examination (UG)	Number of students who cleared the final year examination (UG)
MBBS	133	127



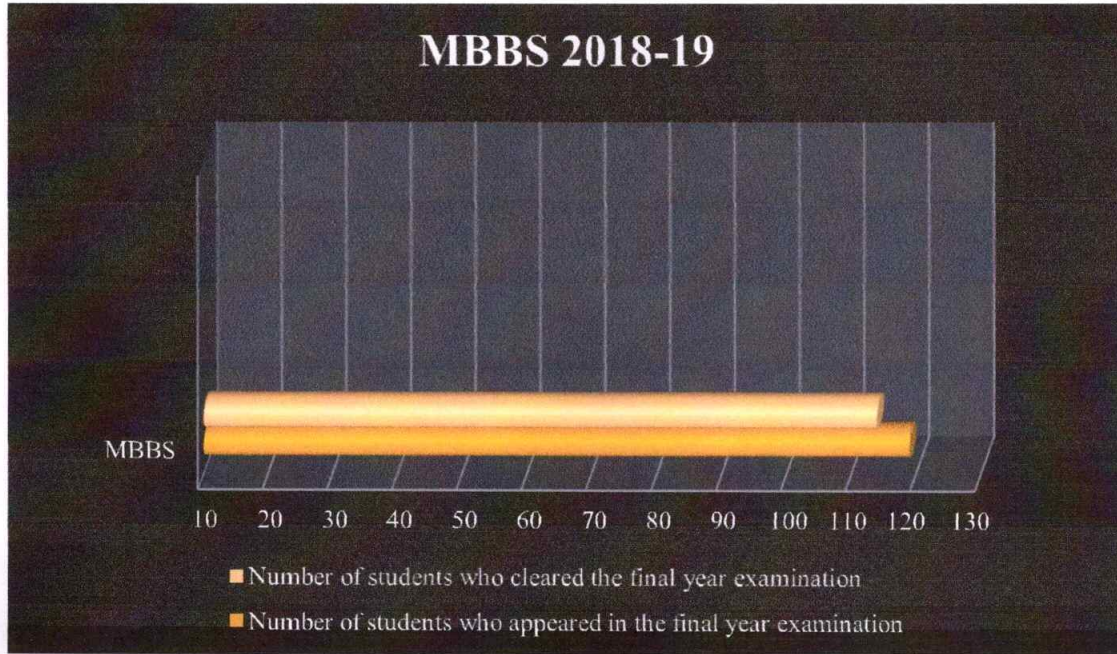
Program name (2020-21)	Number of students who appeared in the final year examination (UG)	Number of students who cleared the final year examination (UG)
MBBS: (Covid - examination held in 2021 instead of 2020)	121	118





ADICHUNCHANAGIRI UNIVERSITY

(Estd. under ACU Act, 2012 (Karnataka Act No. 18 of 2013)
B G Nagara - 571448, Karnataka, India



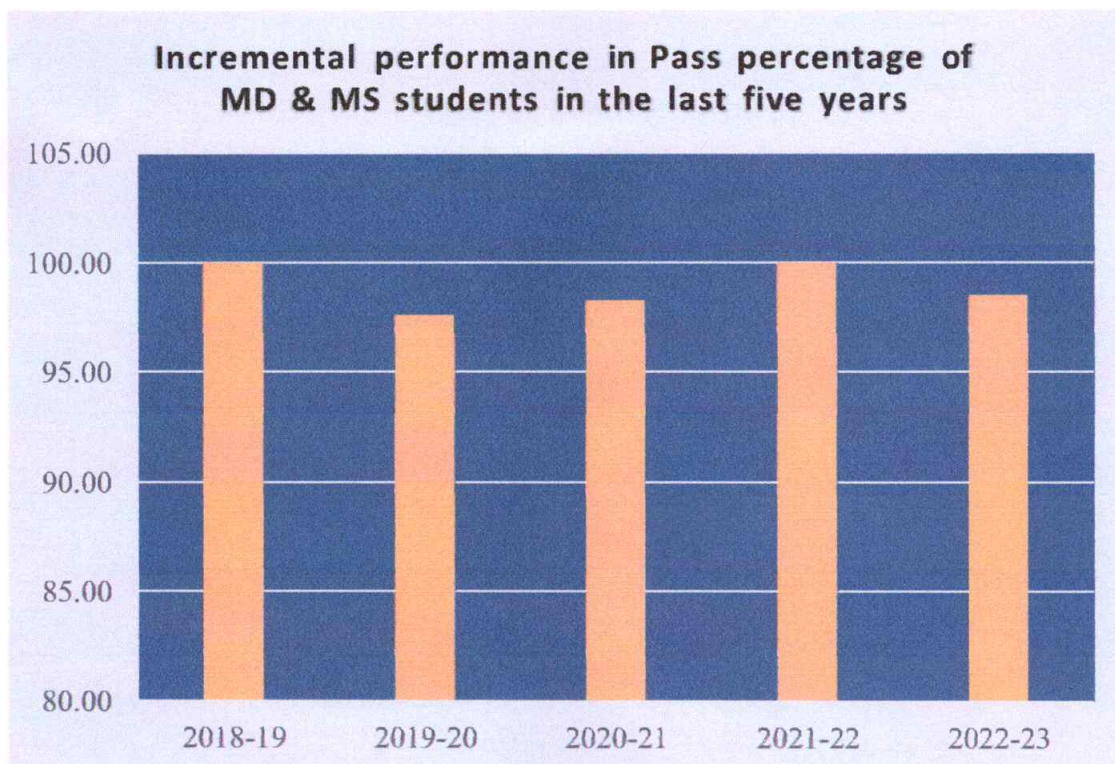
Program name (2018-19)	Number of students who appeared in the final year examination (UG)	Number of students who cleared the final year examination (UG)
MBBS	119	114





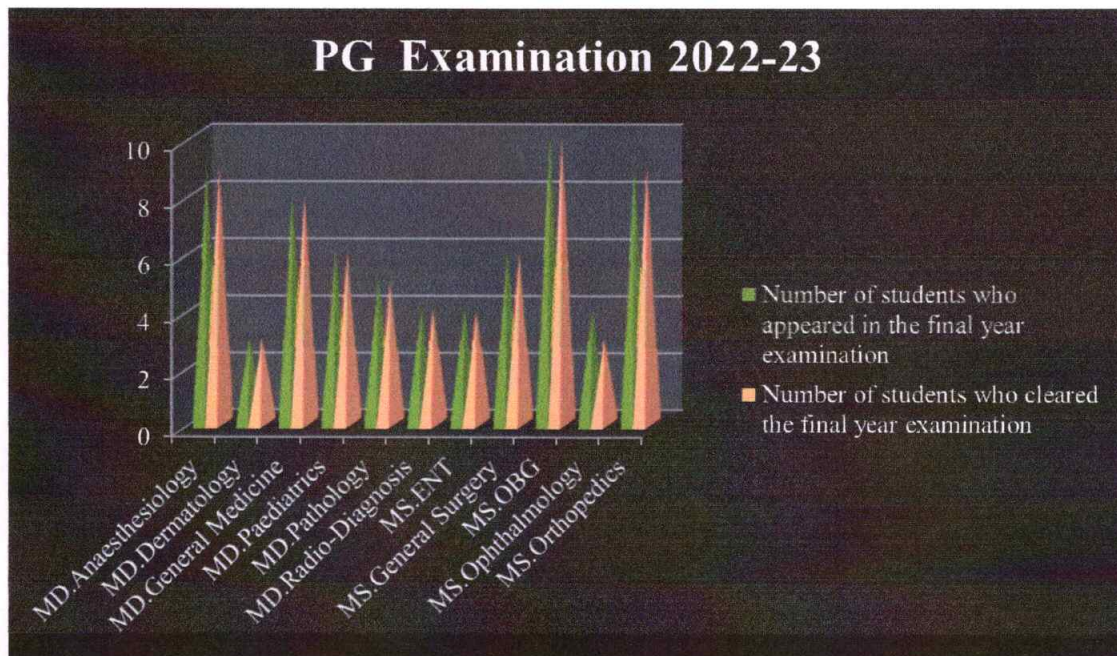
Incremental performance in Pass percentage of final year -PG

Year	Number of PG students who appeared in the final year examination	Number of PG students who cleared the final year examination	Pass Percentage
2018-19	41	41	100.00
2019-20	43	43	97.62
2020-21	46	45	98.31
2021-22	47	47	100.00
2022-23	68	67	98.52





PG Examination 2022-23

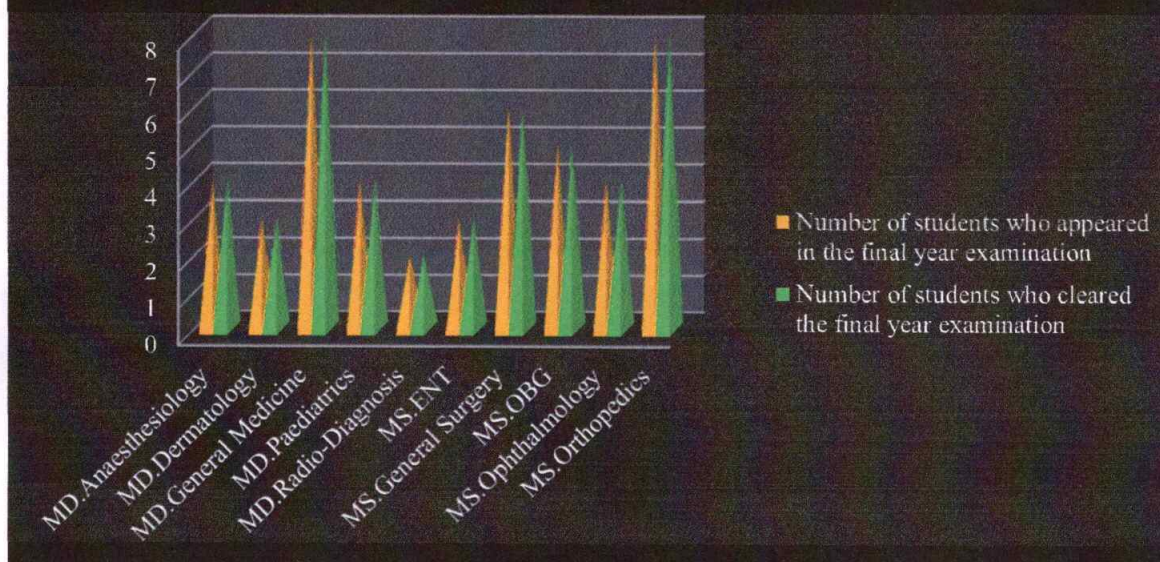


Program name (2023)	Number of students who appeared in the final year examination (PG)	Number of students who cleared the final year examination (PG)
MD. Anaesthesiology	9	9
MD. Dermatology	3	3
MD. General Medicine	8	8
MD. Paediatrics	6	6
MD. Pathology	5	5
MD. Radio-Diagnosis	4	4
MS. ENT	4	4
MS. General Surgery	6	6
MS. OBG	10	10
MS. Ophthalmology	4	3
MS. Orthopedics	9	9





PROGRAM OUTCOME (PG) IN 2021-22

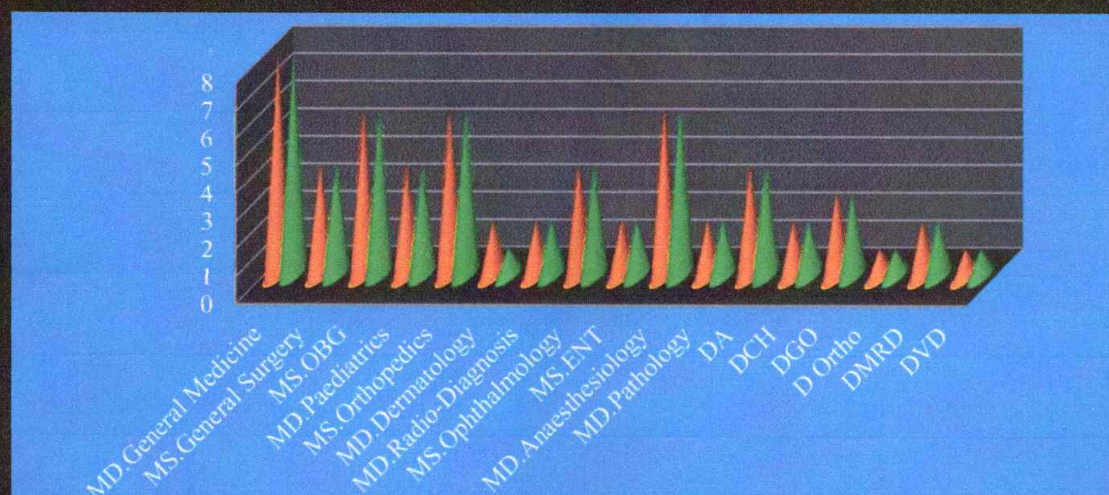


Program name (2021-22)	Number of students who appeared in the final year examination (PG)	Number of students who cleared the final year examination (PG)
MD. Anaesthesiology	4	4
MD. Dermatology	3	3
MD. General Medicine	8	8
MD. Paediatrics	4	4
MD. Radio-Diagnosis	2	2
MS. ENT	3	3
MS. General Surgery	6	6
MS. OBG	5	5
MS. Ophthalmology	4	4
MS. Orthopedics	8	8





PROGRAM OUTCOME (PG) IN 2020-2021



■ Number of students who appeared in the final year examination

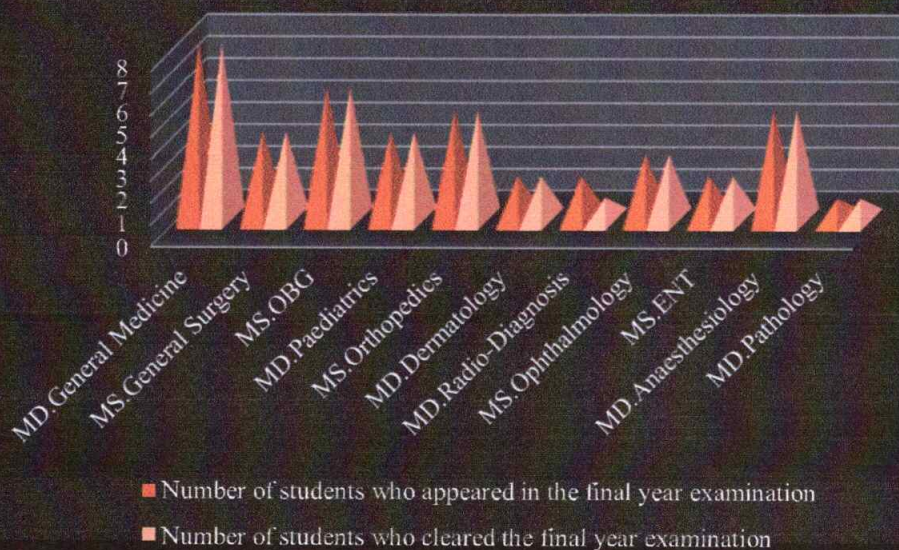
■ Number of students who cleared the final year examination

Program name (2020-21)	Number of students who appeared in the final year examination (PG)	Number of students who cleared the final year examination (PG)
MD.General Medicine	8	8
MS.General Surgery	4	4
MS.OBG	6	6
MD.Paediatrics	4	4
MS.Orthopedics	6	6
MD.Dermatology	2	1
MD.Radio-Diagnosis	2	2
MS.Ophthalmology	4	4
MS.ENT	2	2
MD.Anaesthesiology	6	6
MD.Pathology	2	2





PROGRAM OUTCOME (PG) IN 2019-2020

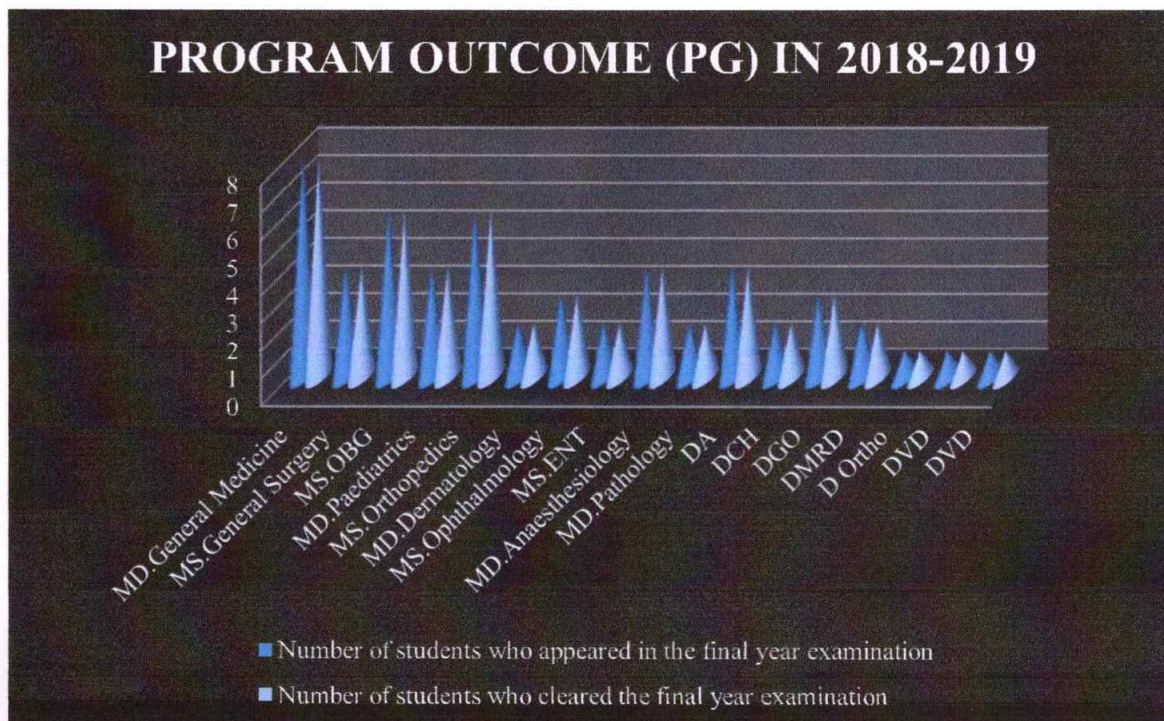


Program name (2019-20)	Number of students who appeared in the final year examination (PG)	Number of students who cleared the final year examination (PG)
MD.General Medicine	8	8
MS.General Surgery	4	4
MS.OBG	6	6
MD.Paediatrics	4	4
MS.Orthopedics	5	5
MD.Dermatology	2	2
MD.Radio-Diagnosis	2	1
MS.Ophthalmology	3	3
MS.ENT	2	2
MD.Anaesthesiology	5	5
MD.Pathology	1	1





PROGRAM OUTCOME (PG) IN 2018-2019



Program name (2018-19)	Number of students who appeared in the final year examination (PG)	Number of students who cleared the final year examination (PG)
MD.General Medicine	8	8
MS.General Surgery	4	4
MS.OBG	6	6
MD.Paediatrics	4	4
MS.Orthopedics	6	6
MD.Dermatology	2	2
MS.Ophthalmology	3	3
MS.ENT	2	2
MD.Anaesthesiology	4	4
MD.Pathology	2	2

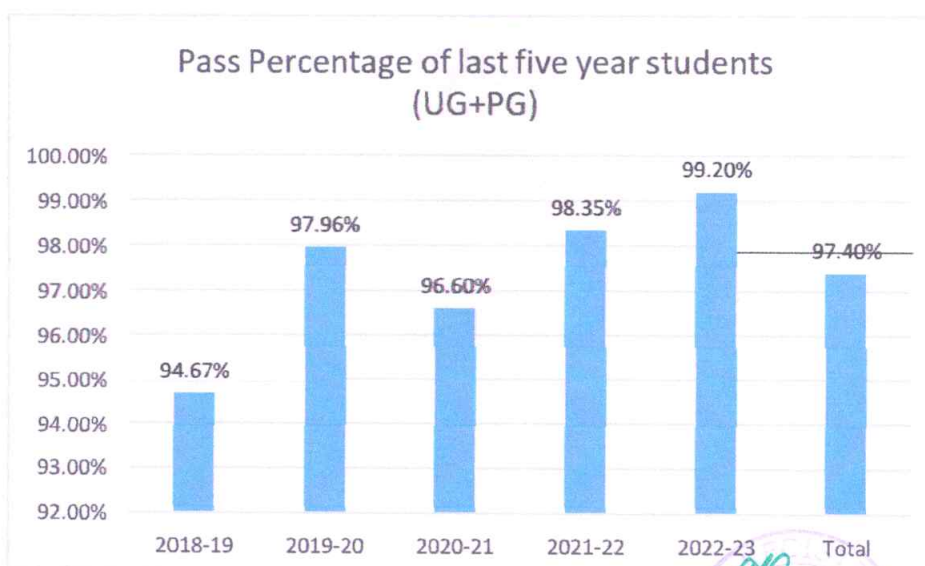




BGS INSTITUTE OF TECHNOLOGY

2.6.2: in Incremental performance Pass percentage of final year students in the last five years

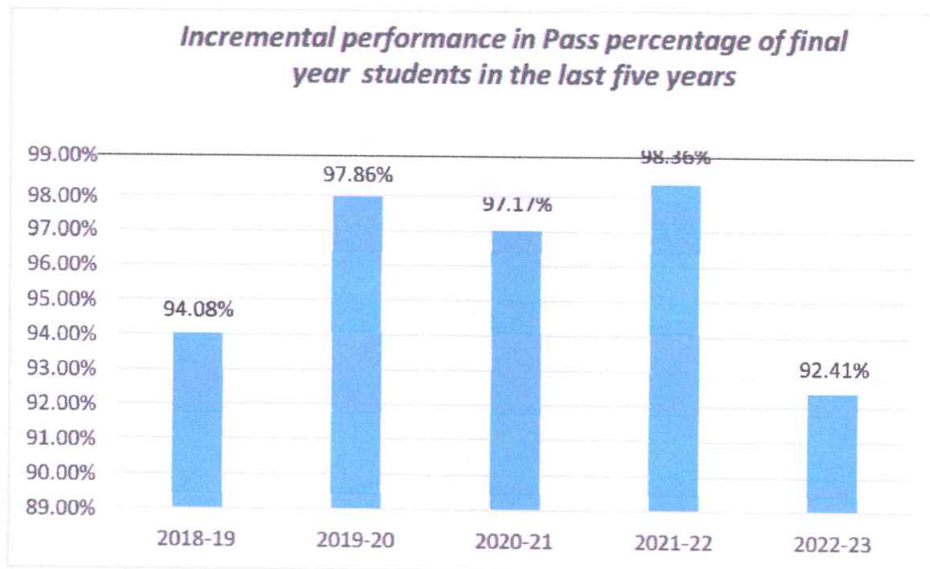
2.6.2: in Incremental performance Pass percentage of final year students in the last five years						
2.6.2	2018-19	2019-20	2020-21	2021-22	2022-23	Total
Number of students appeared in the final year examination (UG+PG)	413	443	500	486	394	2236
Number of students passed in the final year examination (UG+PG)	391	433	485	478	391	2178
Pass Percentage	94.67%	97.96%	96.60%	98.35%	99.20%	97.40%





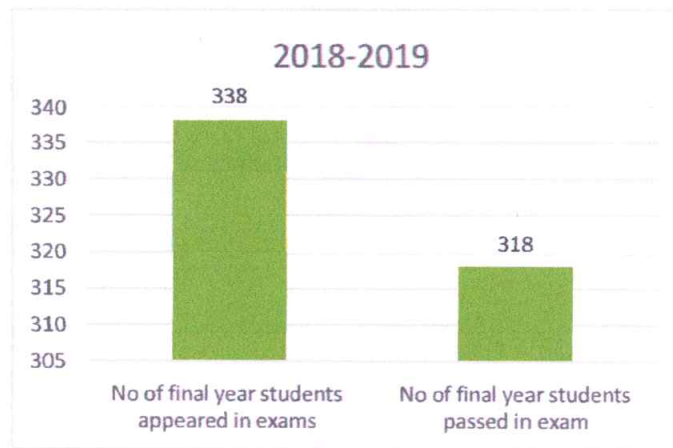
***Incremental performance in Pass percentage of final year students in the last five years-
UG***

Year	Number of students who appeared in the final year examination (UG)	Number of students who cleared the final year examination (UG)	Pass Percentage
2018-19	338	332	98.22%
2019-20	374	332	88.77%
2020-21	424	412	97.16%
2021-22	370	364	96.55%
2022-23	369	369	100%

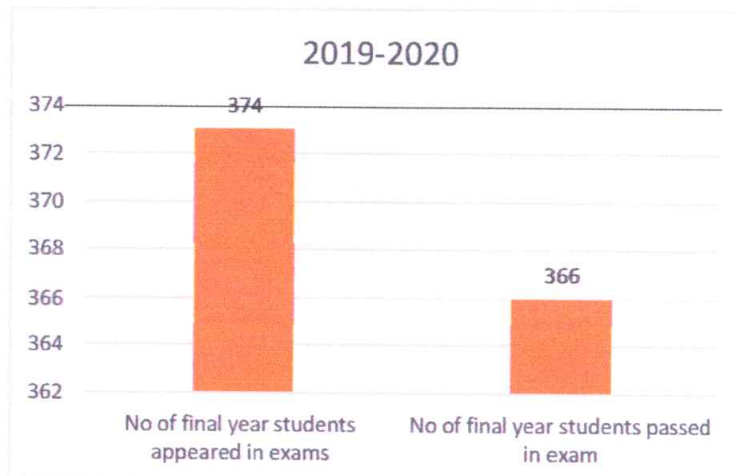




UG BGSIT 2018-19	
No of final year students appeared in exams	338
No of final year students passed in exam	332
Pass percentage %	98.22%

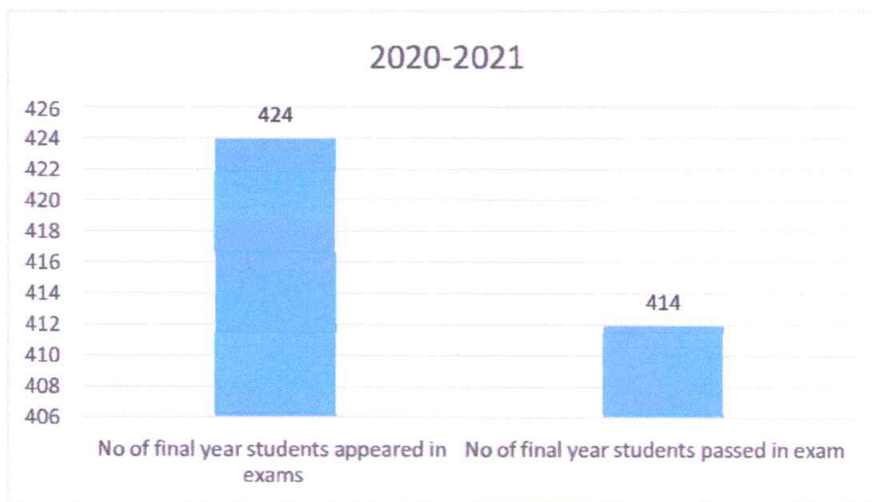


UG BGSIT 2019-20	
No of final year students appeared in exams	374
No of final year students passed in exam	332
Pass percentage %	88.77%

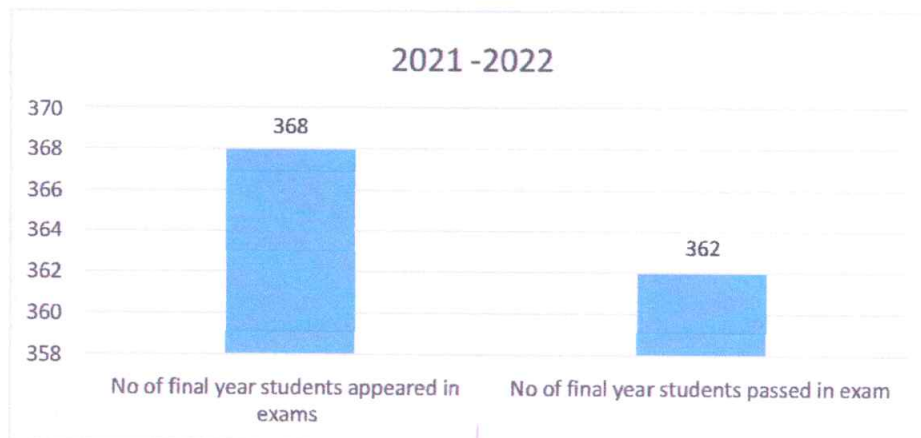




UG BGSIT 2020-21	
No of final year students appeared in exams	424
No of final year students passed in exam	412
Pass percentage %	97.16%



UG BGSIT 2021-22	
No of final year students appeared in exams	370
No of final year students passed in exam	364
Pass percentage %	96.55%

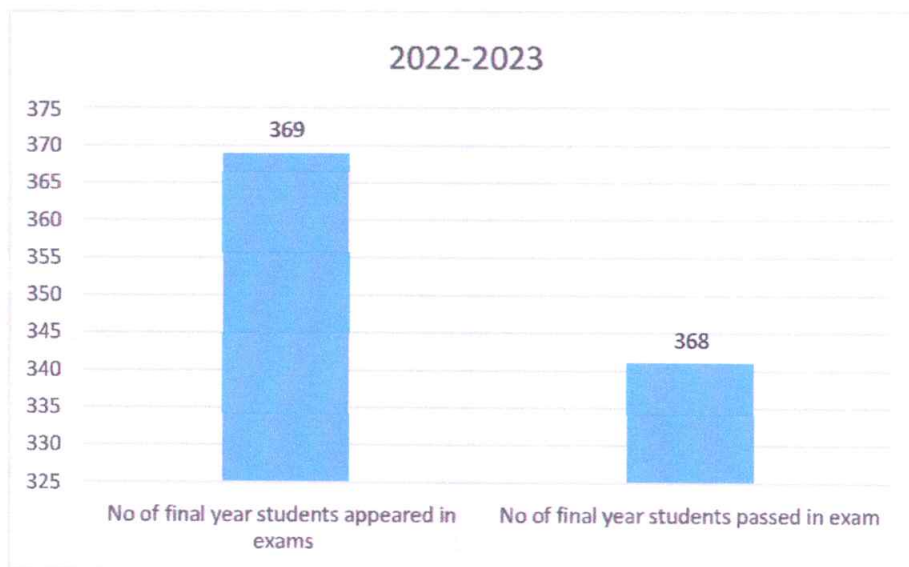




ADICHUNCHANAGIRI UNIVERSITY

(Estd. under ACU Act, 2012 (Karnataka Act No. 18 of 2013))
B G Nagara - 571448, Karnataka, India

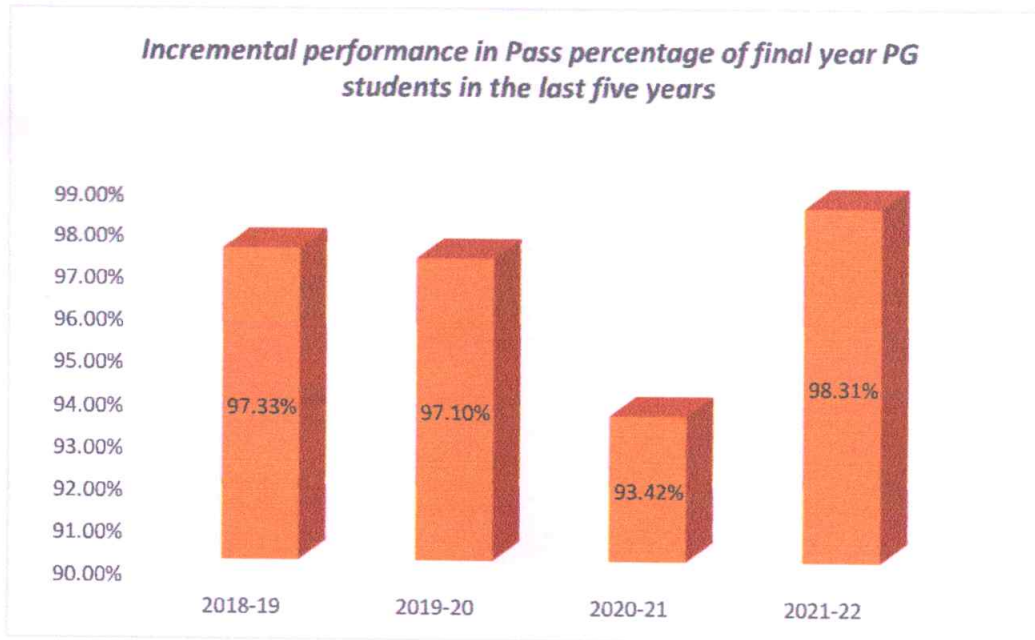
UG BGSIT 2022-23	
No of final year students appeared in exams	369
No of final year students passed in exam	369
Pass percentage %	100%





Incremental performance in Pass percentage of final year PG students in the last five years

Year	Number of PG students who appeared in the final year examination	Number of PG students who cleared the final year examination	Pass Percentage
2018-19	75	73	97.33%
2019-20	69	67	97.1%
2020-21	76	71	93.42%
2021-22	87	87	100%

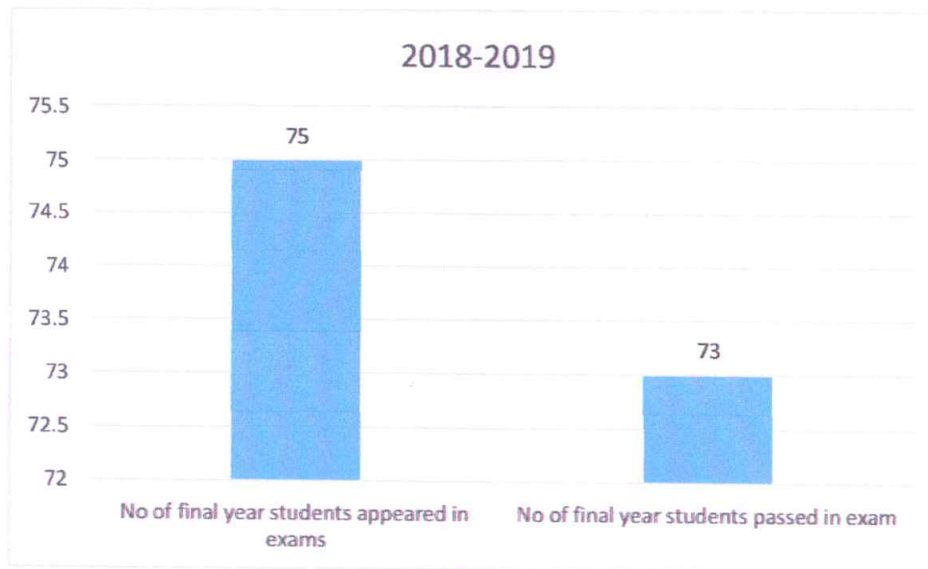




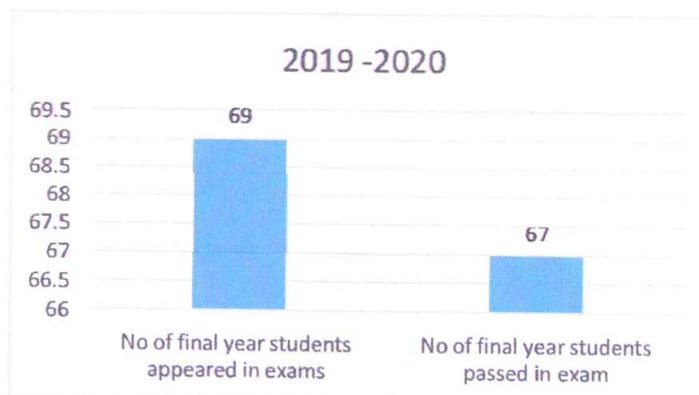
ADICHUNCHANAGIRI UNIVERSITY

(Estd. under ACU Act, 2012 (Karnataka Act No. 18 of 2013)
B G Nagara - 571448, Karnataka, India

PG BGSIT 2018-19	
No of final year students appeared in exams	75
No of final year students passed in exam	73
Pass percentage %	97.33%

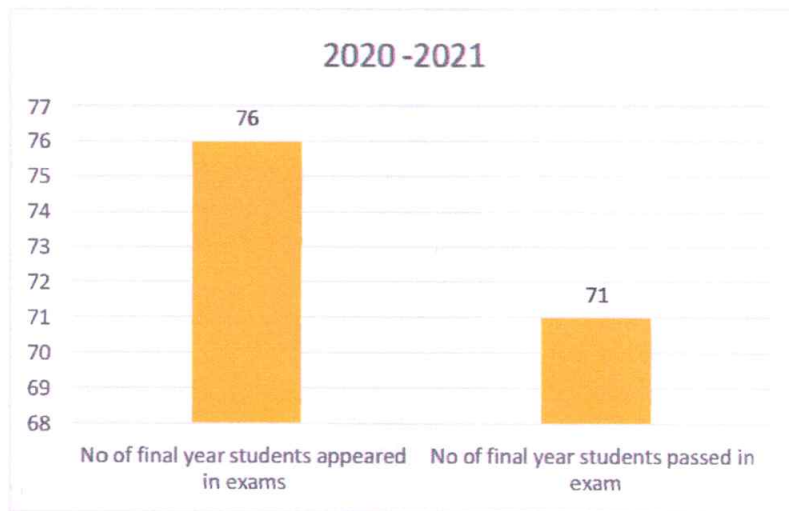


PG BGSIT 2019-20	
No of final year students appeared in exams	69
No of final year students passed in exam	67
Pass percentage %	97.1%

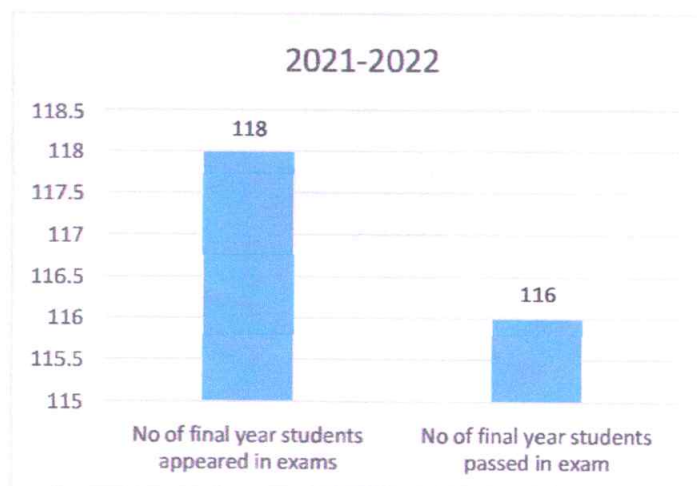




PG BGSIT 2020-21	
No of final year students appeared in exams	76
No of final year students passed in exam	71
Pass percentage %	93.42%



PG BGSIT 2021-22	
No of final year students appeared in exams	87
No of final year students passed in exam	87
Pass percentage %	100%

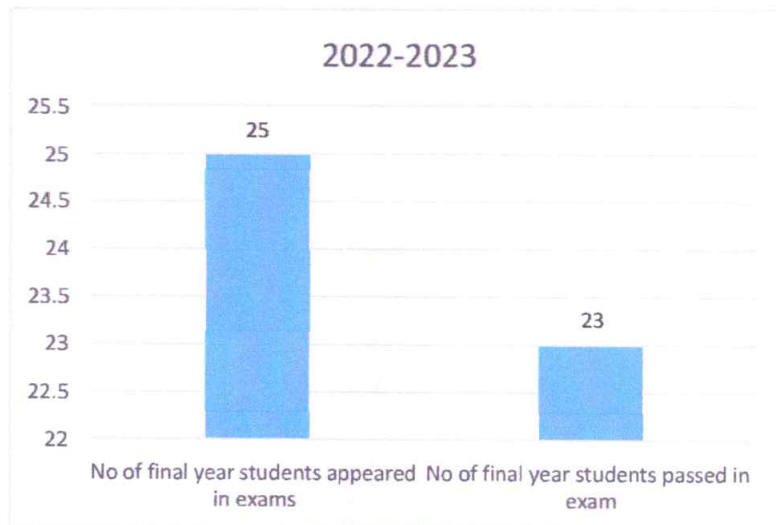




ADICHUNCHANAGIRI UNIVERSITY

(Estd. under ACU Act, 2012 (Karnataka Act No. 18 of 2013)
B G Nagara - 571448, Karnataka, India

PG BGSIT 2022-23	
No of final year students appeared in exams	11
No of final year students passed in exam	11
Pass percentage %	100%

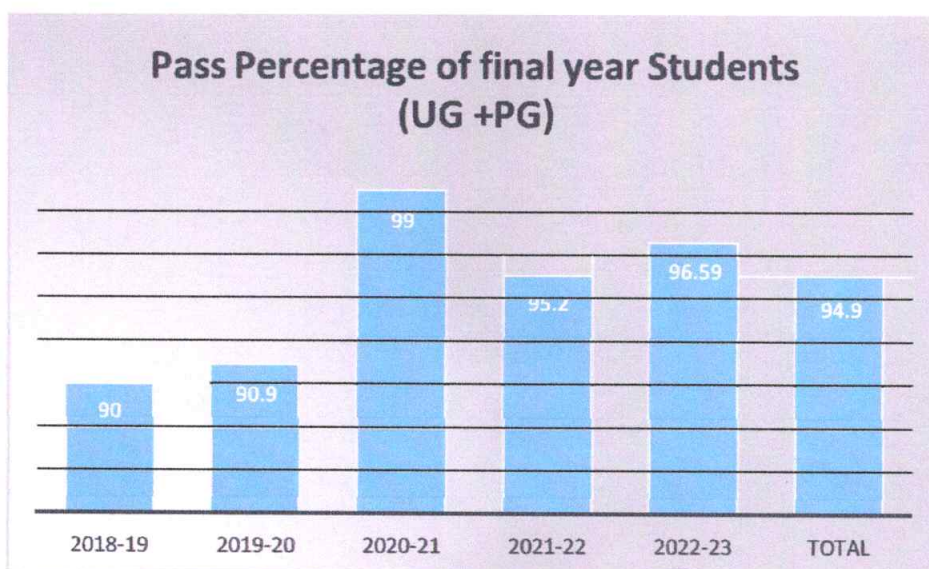




ADICHUNCHANAGIRI COLLEGE OF PHARMACY

2.6.2: Incremental performance Pass percentage of final year UG & PG students in the last five years

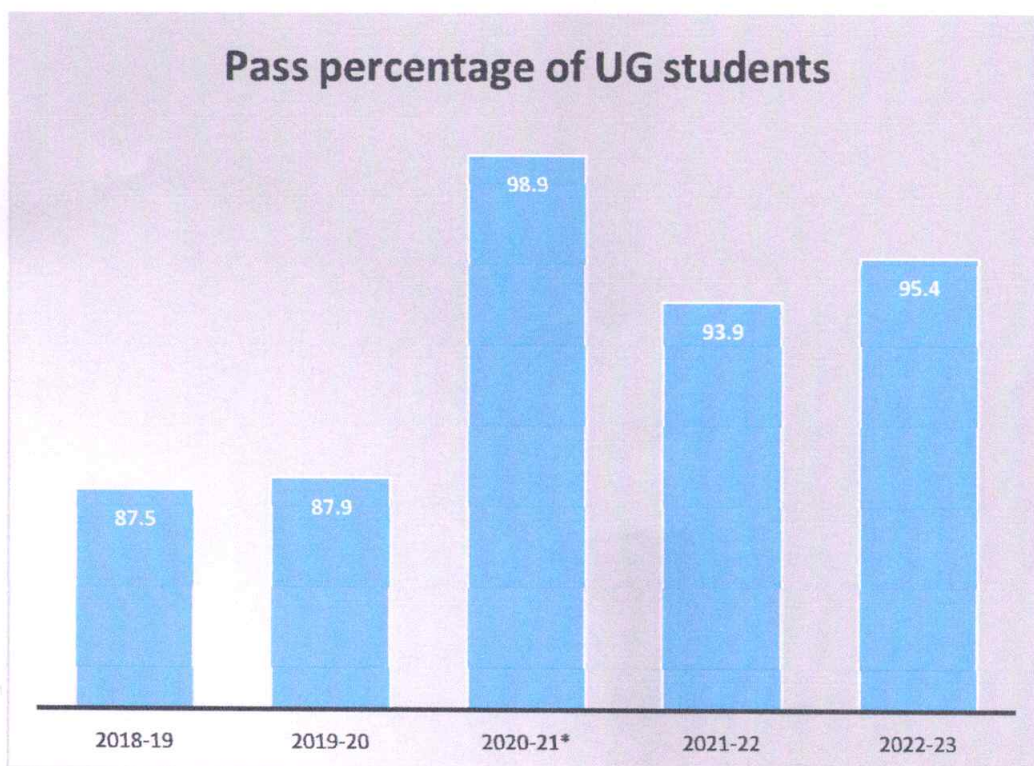
2.6.2: Incremental performance Pass percentage of final year students in the last five years						
2.6.2	2018-19	2019-20	2020-21	2021-22	2022-23	Total
Number of students appeared in the final year examination (UG+PG)	86	110	107	168	176	647
Number of students passed in the final year examination (UG+PG)	77	100	106	160	170	613
Pass Percentage%	90	90.9	99.06	95.2	96.59	94.75





Incremental performance in Pass percentage of final year UG pharmacy students in the last five years

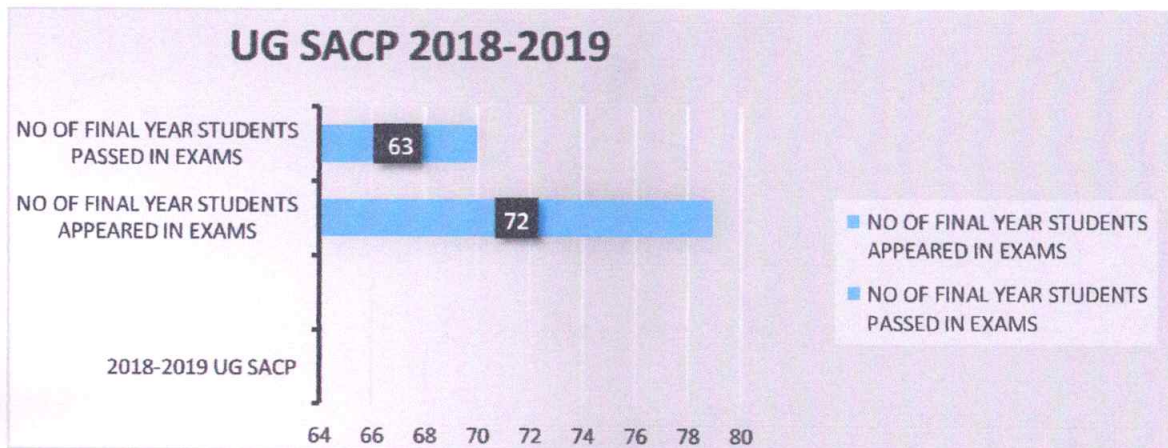
Year	Number of students who appeared in the final year examination (UG)	Number of students who cleared the final year examination (UG)	Pass Percentage
2018-19	72	63	87.5
2019-20	83	73	87.9
2020-21*	83	82	98.79
2021-22	132	124	93.9
2022-23	132	126	95.4






Year-wise performance of UG students

2018-2019	
NO OF FINAL YEAR STUDENTS APPEARED IN EXAMS	72
NO OF FINAL YEAR STUDENTS PASSED IN EXAMS	63
PASS PERCENTAGE	87.5%



2019-2020	
NO OF FINAL YEAR STUDENTS APPEARED IN EXAMS	83
NO OF FINAL YEAR STUDENTS PASSED IN EXAMS	73
PASS PERCENTAGE	87.95%

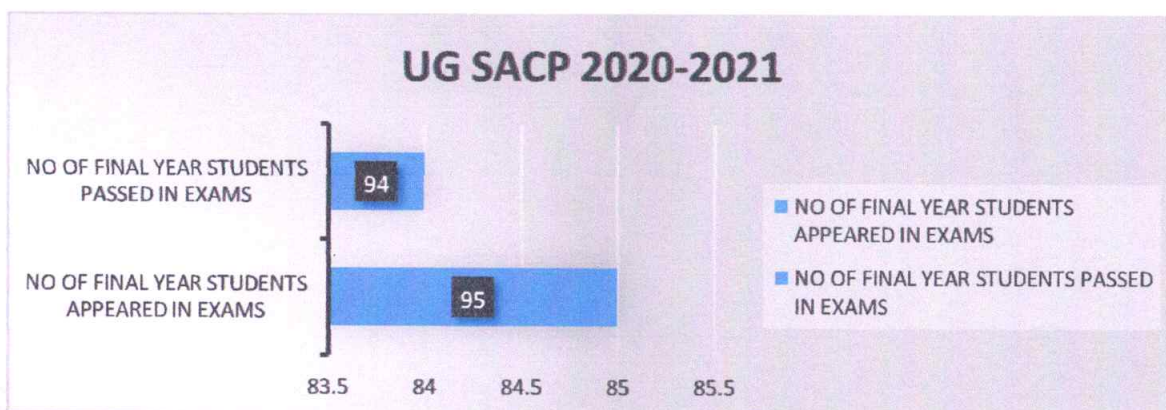




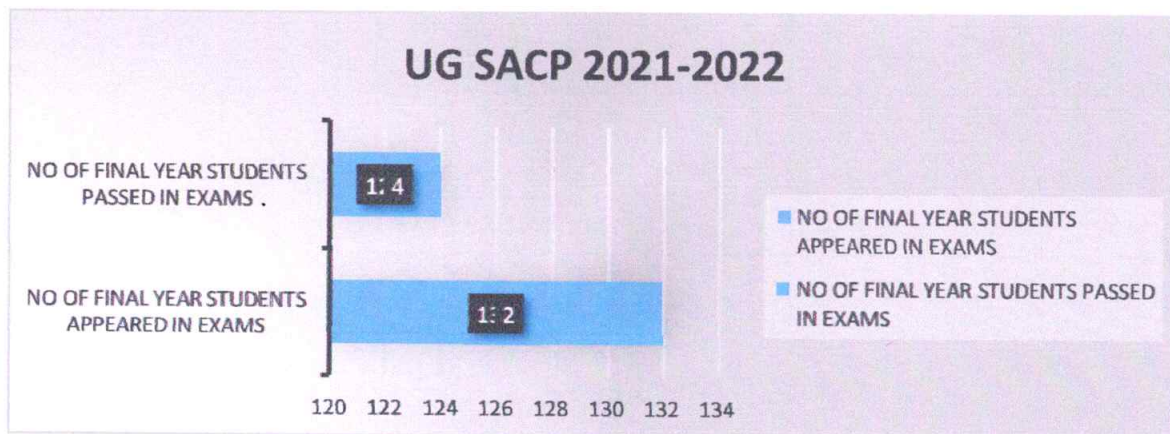
ADICHUNCHANAGIRI UNIVERSITY

(Estd. under ACU Act, 2012 (Karnataka Act No. 18 of 2013)
B G Nagara - 571448, Karnataka, India

2020-2021	
NO OF FINAL YEAR STUDENTS APPEARED IN EXAMS	83
NO OF FINAL YEAR STUDENTS PASSED IN EXAMS	82
PASS PERCENTAGE	98.79%



2021-2022	
NO OF FINAL YEAR STUDENTS APPEARED IN EXAMS	132
NO OF FINAL YEAR STUDENTS PASSED IN EXAMS	124
PASS PERCENTAGE	93.9%

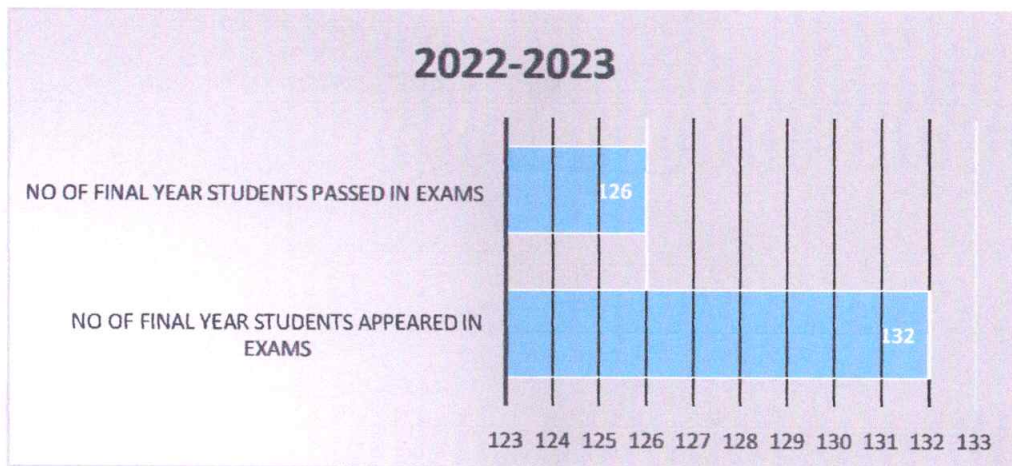




ADICHUNCHANAGIRI UNIVERSITY

(Estd. under ACU Act, 2012 (Karnataka Act No. 18 of 2013)
B G Nagara - 571448, Karnataka, India

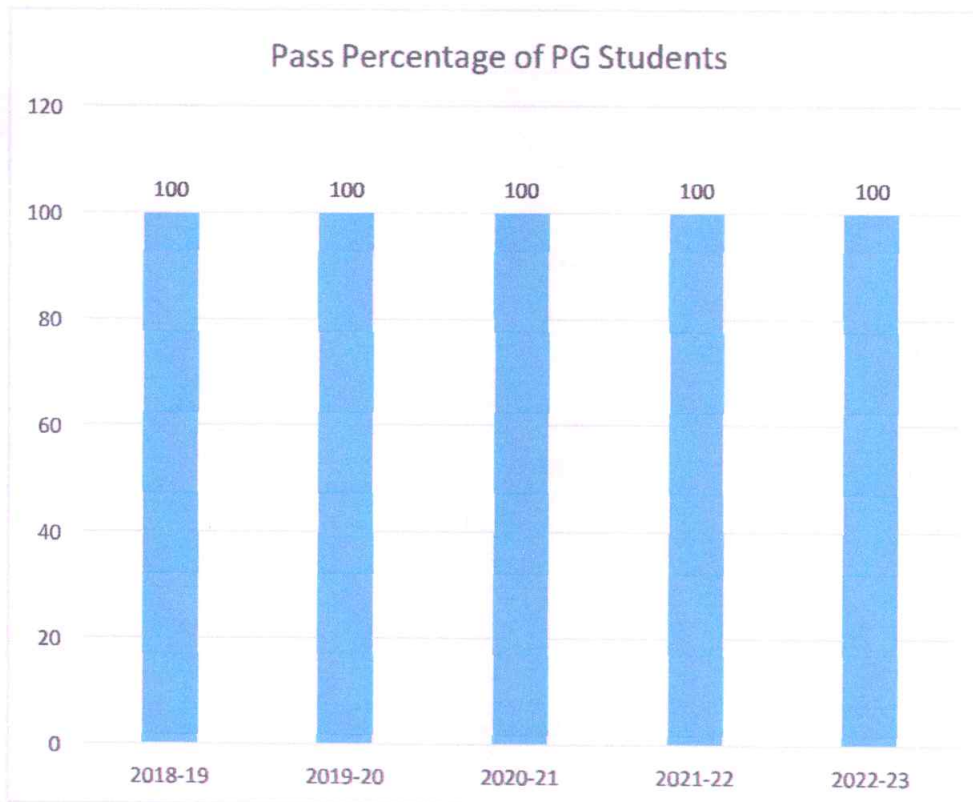
2022-2023	
NO OF FINAL YEAR STUDENTS APPEARED IN EXAMS	132
NO OF FINAL YEAR STUDENTS PASSED IN EXAMS	126
PASS PERCENTAGE	95.4%





Incremental performance in Pass percentage of PG students in the last five years

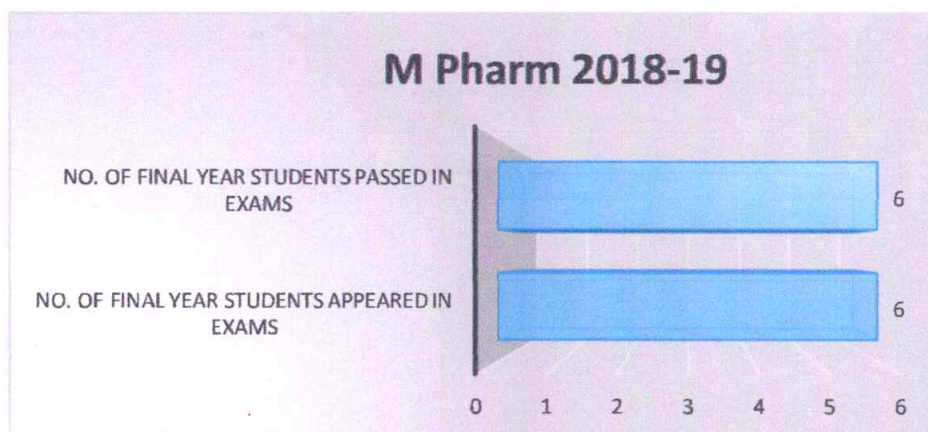
Year	Number of PG students who appeared in the final year examination	Number of PG students who cleared the final year examination	Pass Percentage
2018-19	14	14	100
2019-20	27	27	100
2020-21	24	24	100
2021-22	36	36	100
2022-23	44	44	100



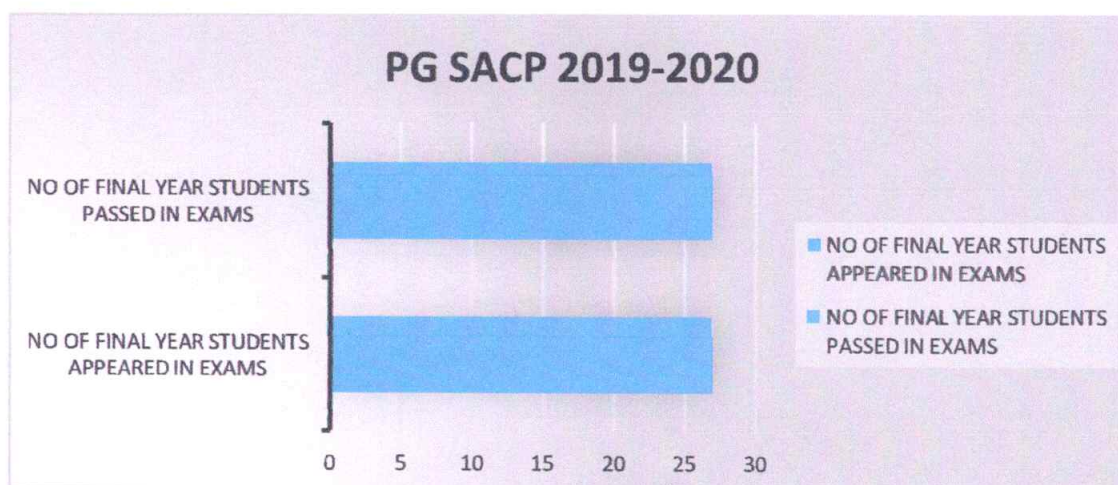


YEAR WISE RESULTS OF PG STUDENTS

2018-2018	
NO OF FINAL YEAR STUDENTS APPEARED IN EXAMS	14
NO OF FINAL YEAR STUDENTS PASSED IN EXAMS	14
PASS PERCENTAGE	100%

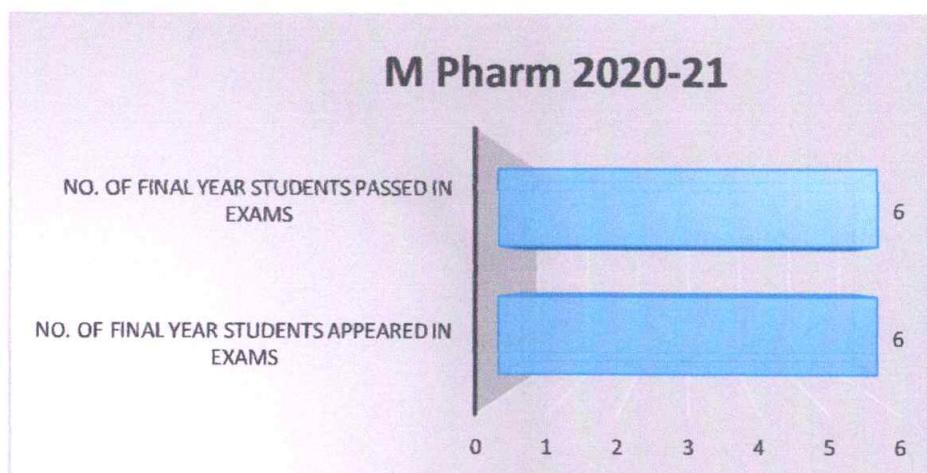


2019-2020	
NO OF FINAL YEAR STUDENTS APPEARED IN EXAMS	27
NO OF FINAL YEAR STUDENTS PASSED IN EXAMS	27
PASS PERCENTAGE	100%

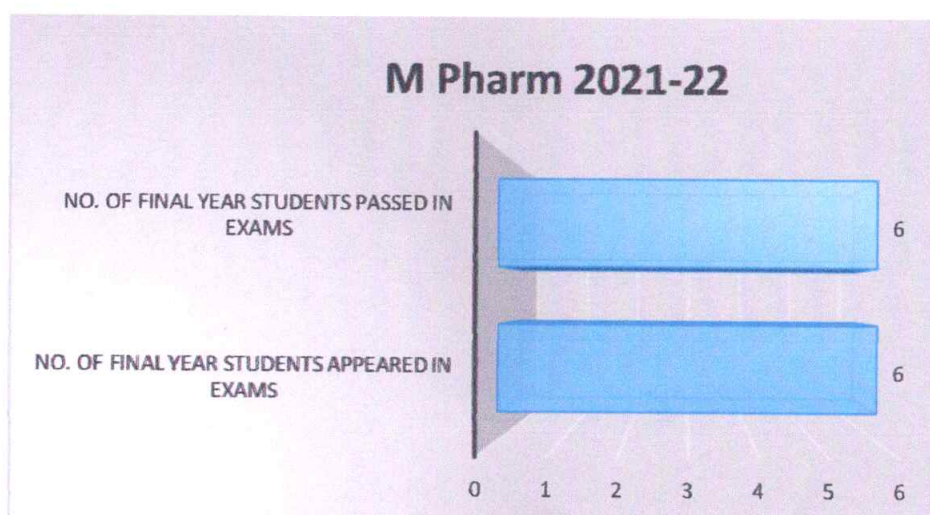




2020-2021	
NO OF FINAL YEAR STUDENTS APPEARED IN EXAMS	24
NO OF FINAL YEAR STUDENTS PASSED IN EXAMS	24
PASS PERCENTAGE	100%



2021-2022	
NO OF FINAL YEAR STUDENTS APPEARED IN EXAMS	36
NO OF FINAL YEAR STUDENTS PASSED IN EXAMS	36
PASS PERCENTAGE	100%

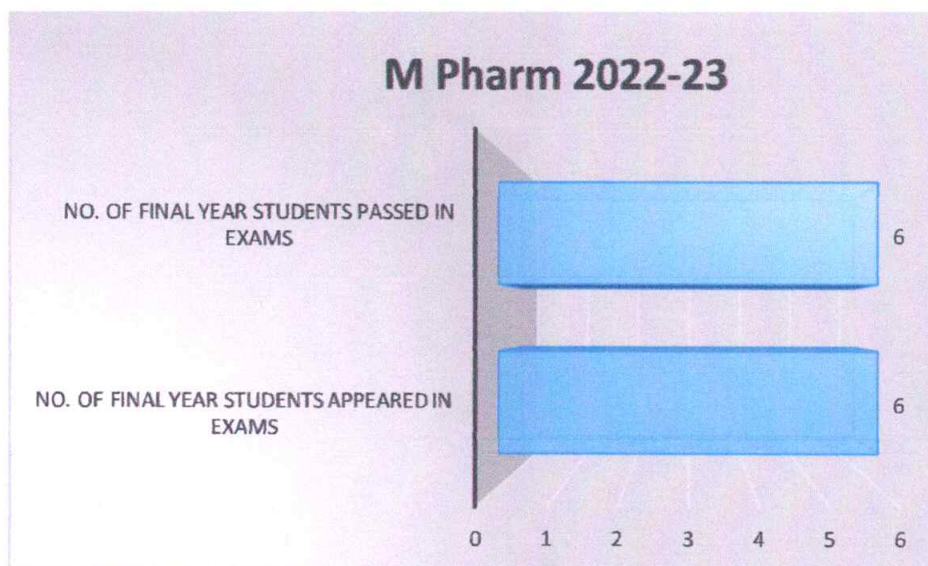




ADICHUNCHANAGIRI UNIVERSITY

(Estd. under ACU Act, 2012 (Karnataka Act No. 18 of 2013)
B G Nagara - 571448, Karnataka, India

2022-2023	
NO OF FINAL YEAR STUDENTS APPEARED IN EXAMS	44
NO OF FINAL YEAR STUDENTS PASSED IN EXAMS	44
PASS PERCENTAGE	100%

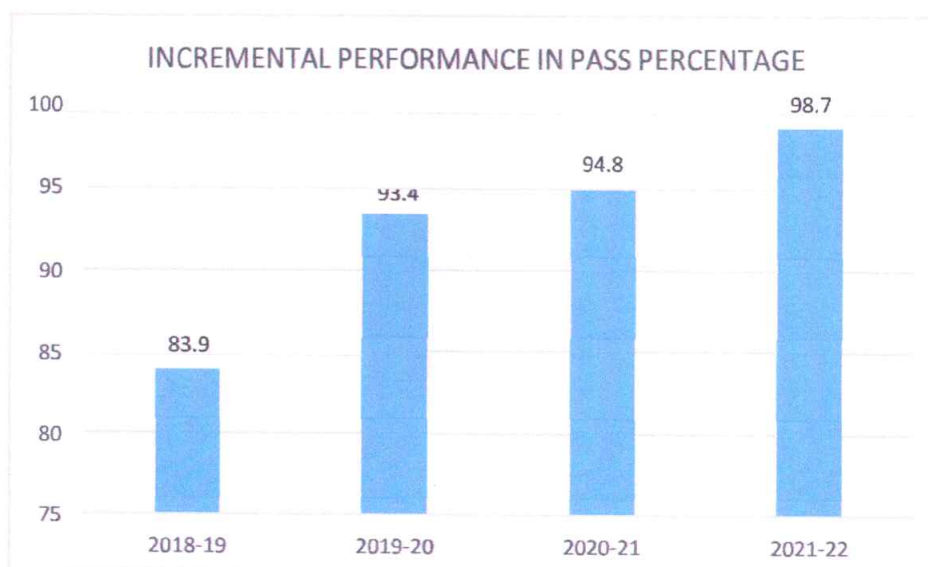




ACN Students Result Analysis

2.6.2: in Incremental performance Pass percentage of final year UG & PG nursing students in the last five years

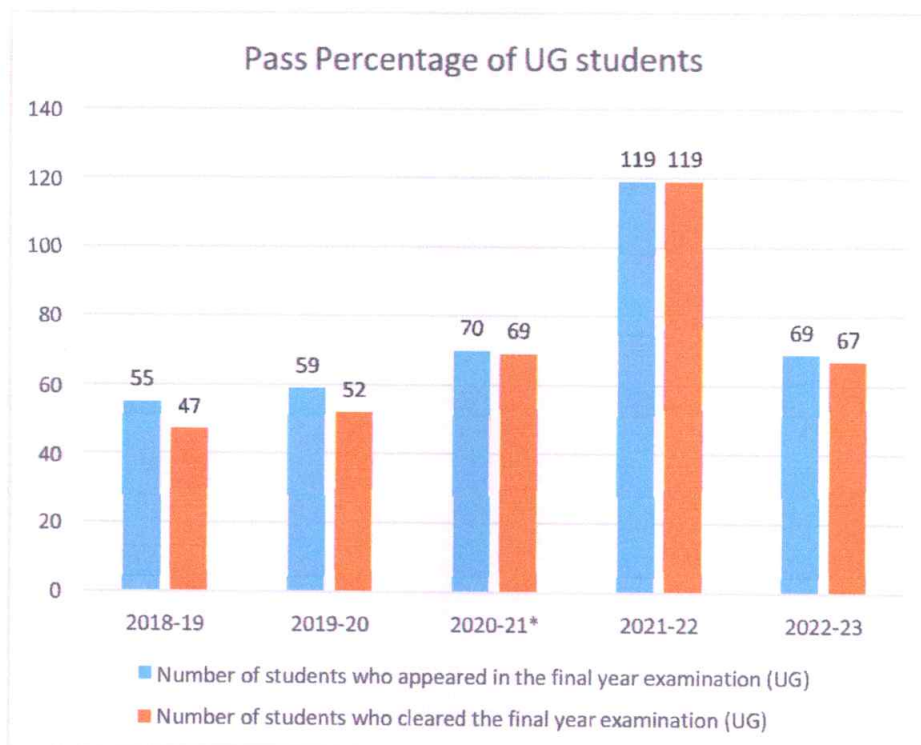
2.6.2: in Incremental performance Pass percentage of final year students in the last five years						
2.6.2	2018-19	2019-20	2020-21	2021-22	2022-23	Total
Number of students appeared in the final year examination (UG+PG)	56	63	70	128	69	379
Number of students passed in the final year examination (UG+PG)	47	56	69	128	67	367
Pass Percentage	83.9	93.4	94.8	100	97.10	96.83





Incremental performance in Pass percentage of final year UG nursing students in the last five years

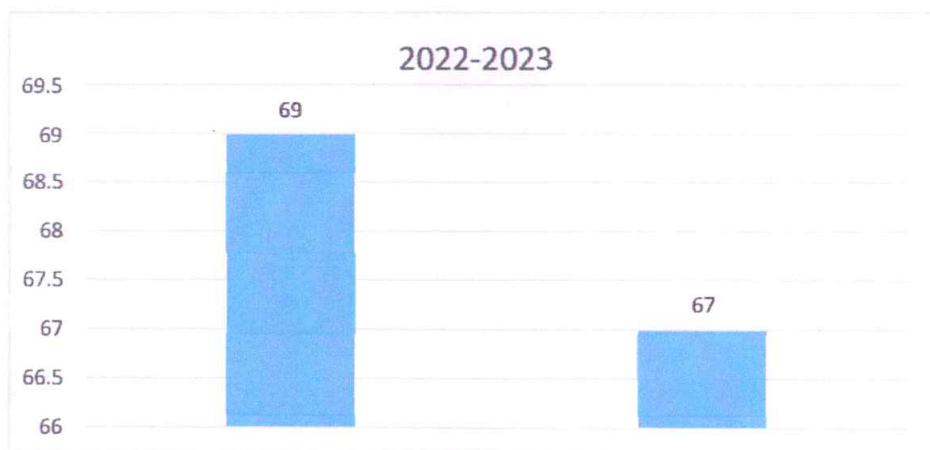
Year	Number of students who appeared in the final year examination (UG)	Number of students who cleared the final year examination (UG)	Pass Percentage
2018-19	55	47	85.4
2019-20	59	52	93
2020-21*	70	69	94.8
2021-22	119	119	100
2022-23	69	67	97.1



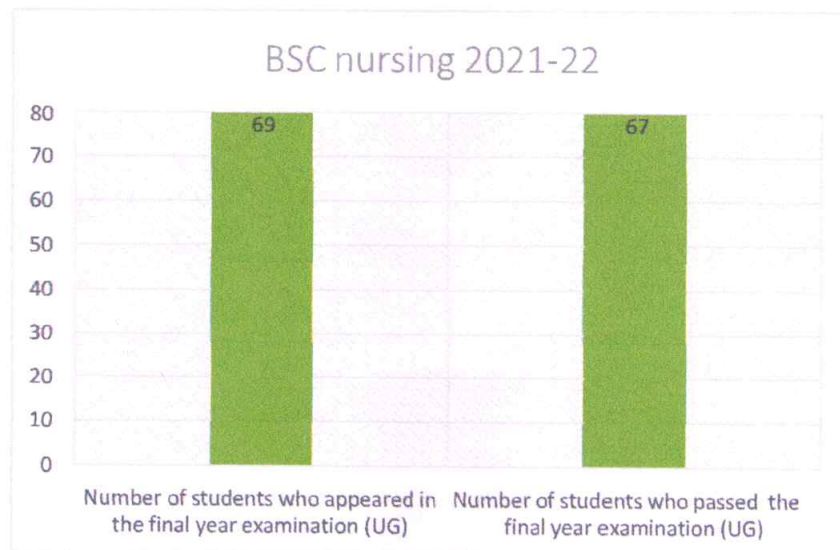


Year wise performance of UG students

Program name (2022-23)	Number of students who appeared in the final year examination (UG)	Number of students who passed the final year examination (UG)
BSC Nursing	69	67

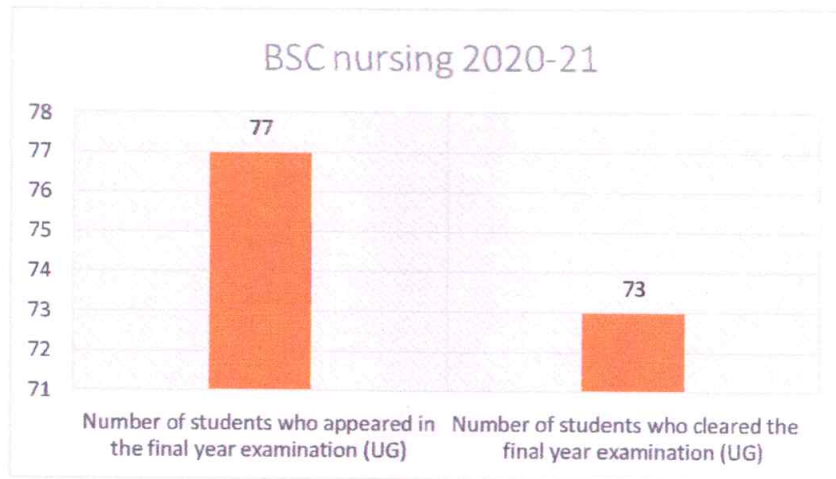


Program name (2021-22)	Number of students who appeared in the final year examination (UG)	Number of students who passed the final year examination (UG)
BSC nursing	119	119

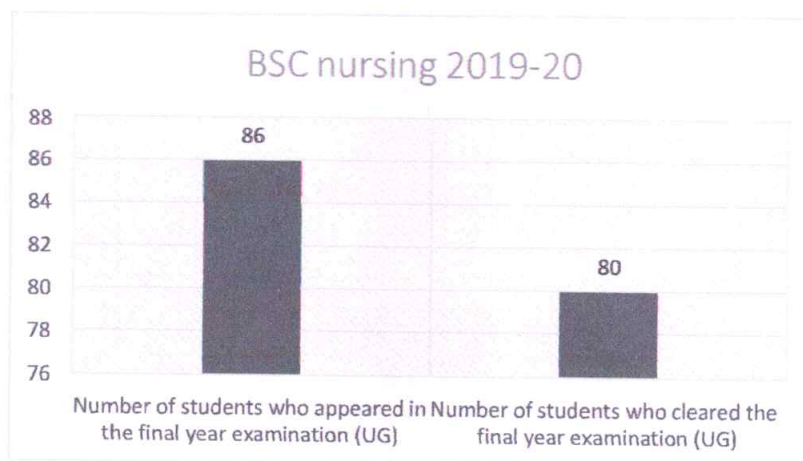




Program name (2020-21)	Number of students who appeared in the final year examination (UG)	Number of students who cleared the final year examination (UG)
BSC nursing	70	69



Program name (2019-20)	Number of students who appeared in the final year examination (UG)	Number of students who cleared the final year examination (UG)
BSC nursing	59	52

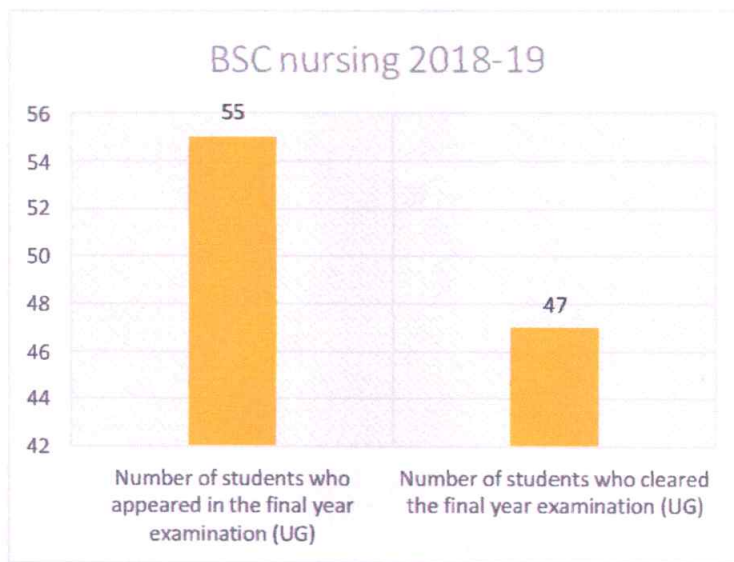




ADICHUNCHANAGIRI UNIVERSITY

(Estd. under ACU Act, 2012 (Karnataka Act No. 18 of 2013)
B G Nagara - 571448, Karnataka, India

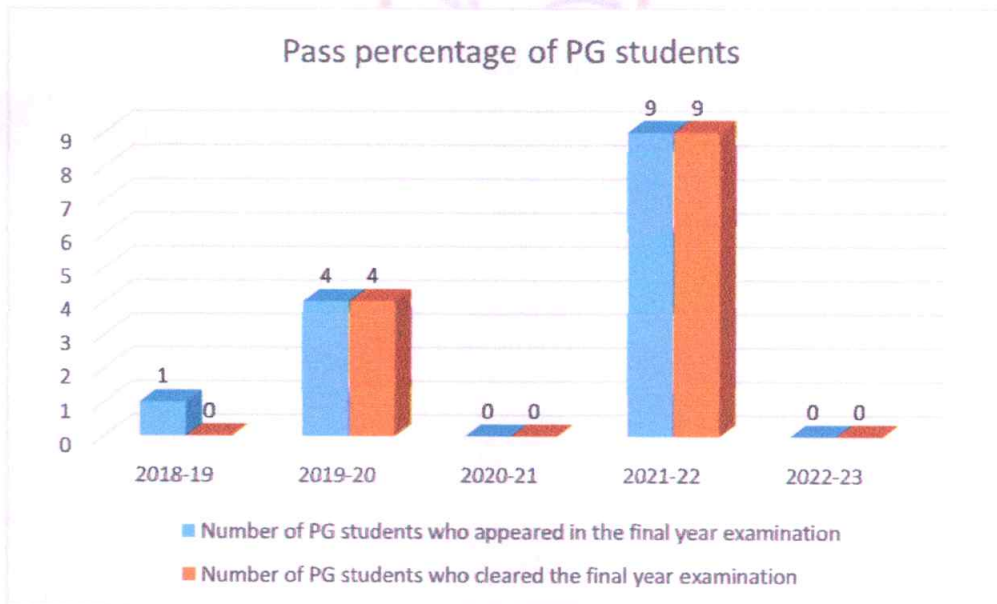
Program name (2018-19)	Number of students who appeared in the final year examination (UG)	Number of students who cleared the final year examination (UG)
BSC nursing	55	47





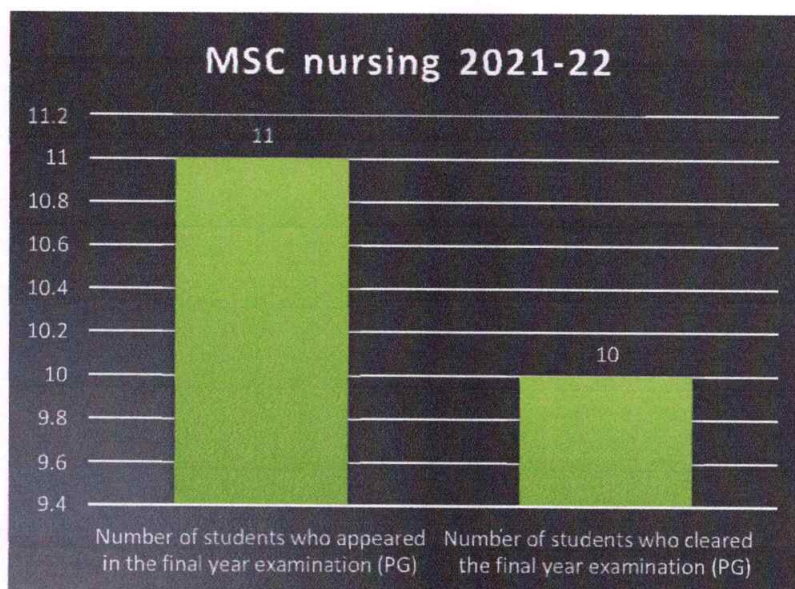
Incremental performance in Pass percentage of final year PG nursing students in the last five years

Year	Number of PG students who appeared in the final year examination	Number of PG students who cleared the final year examination	Pass Percentage
2018-19	1	0	0
2019-20	4	4	100
2020-21	0	0	0
2021-22	9	9	90
2022-23	0	0	-

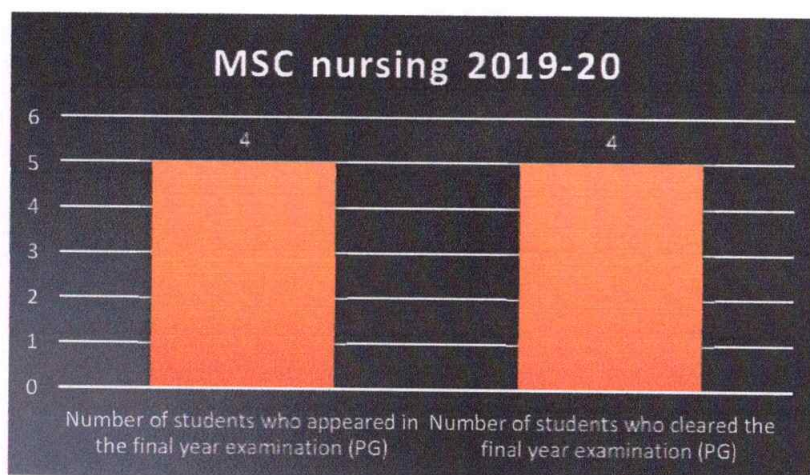




Program name (2021-22)	Number of students who appeared in the final year examination (PG)	Number of students who cleared the final year examination (PG)
MSC nursing	9	9



Program name (2019-20)	Number of students who appeared in the final year examination (PG)	Number of students who cleared the final year examination (PG)
MSC nursing	4	4

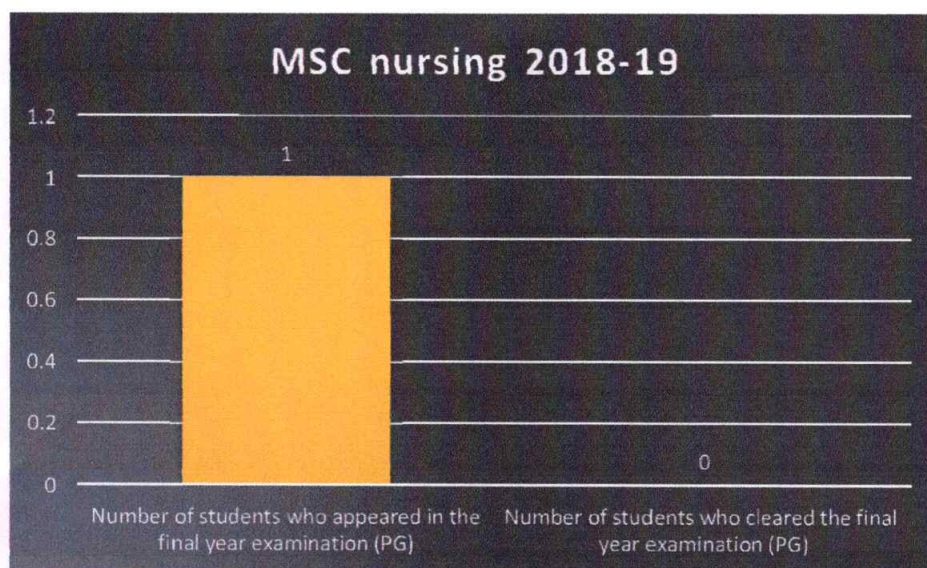




ADICHUNCHANAGIRI UNIVERSITY

(Estd. under ACU Act, 2012 (Karnataka Act No. 18 of 2013)
B G Nagara - 571448, Karnataka, India

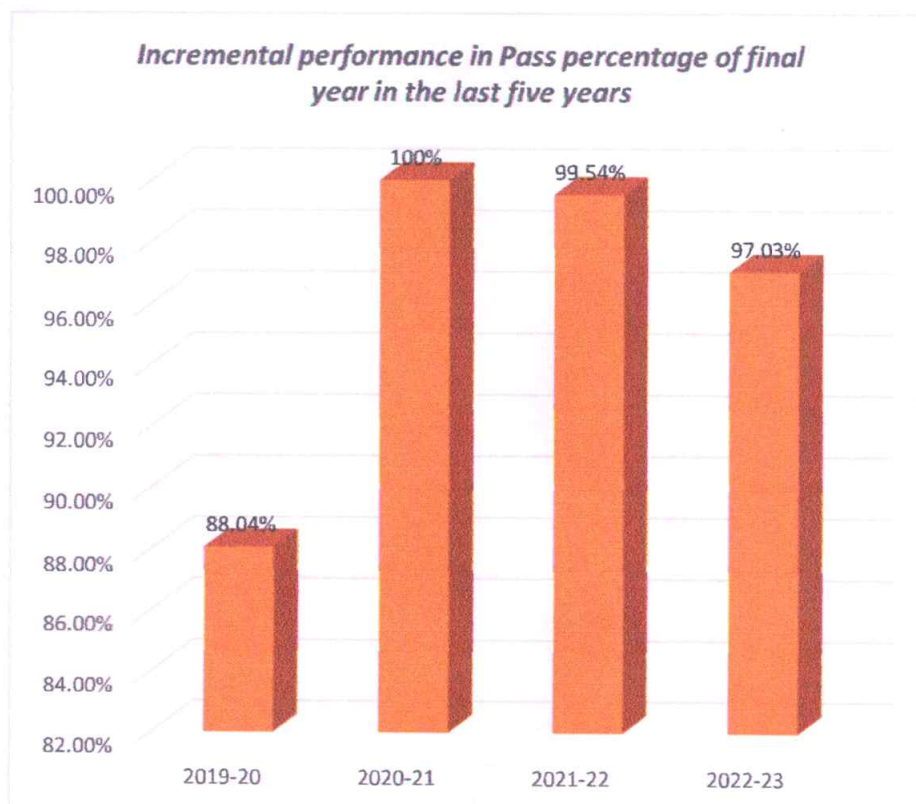
Program name (2018-19)	Number of students who appeared in the final year examination (PG)	Number of students who cleared the final year examination (PG)
MSC nursing	1	0



BGS First Grade College - UG

2.6.2: in Incremental performance Pass percentage of final year students in the last five years

Year	Number of students who appeared in the final year examination	Number of students who cleared the final year examination	Pass Percentage
2018-19	Nil	Nil	-
2019-20	46	41	88.04%
2020-21	57	57	100%
2021-22	108	107	99.54%
2022-23	118	115	97.03%

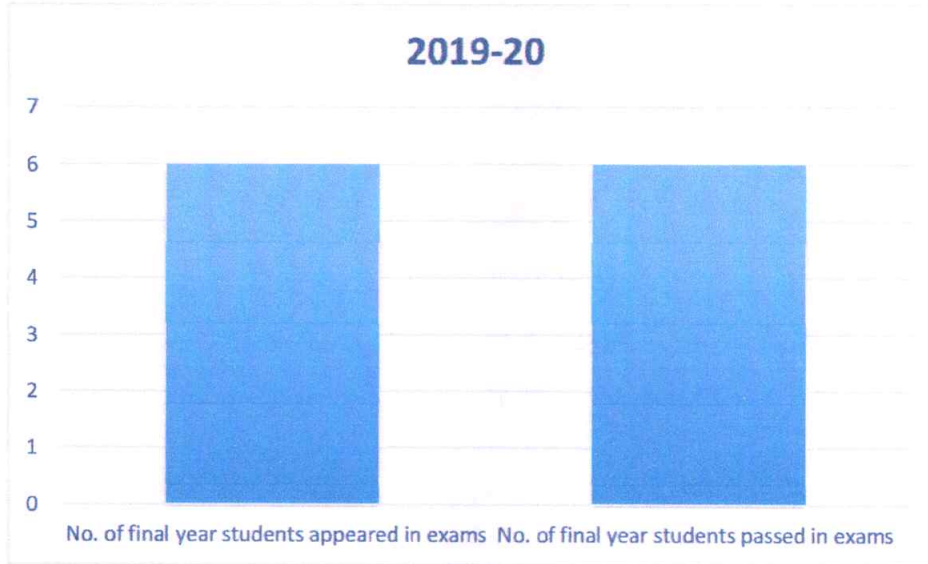




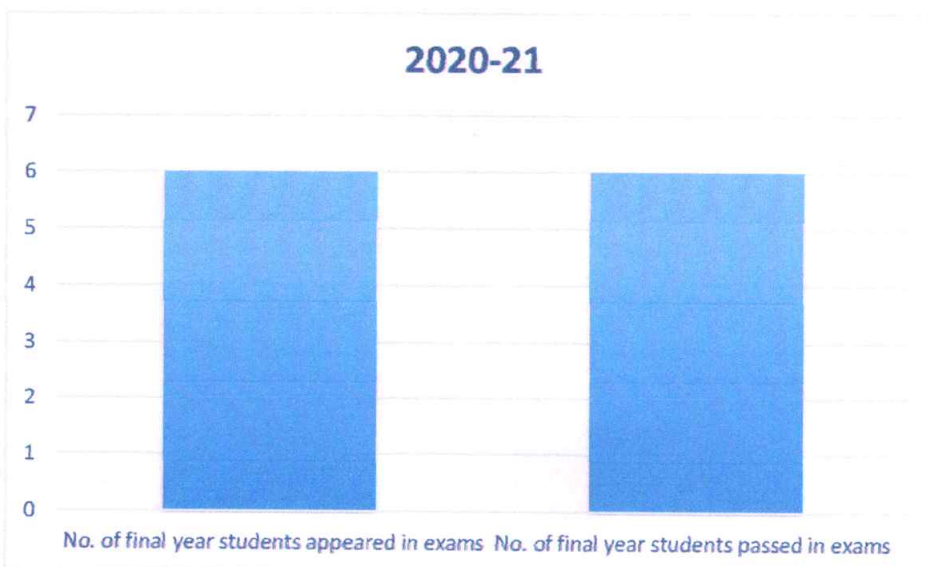
**ADICHUNCHANAGIRI
UNIVERSITY**

(Estd. under ACU Act, 2012 (Karnataka Act No. 18 of 2013))
B G Nagara - 571448, Karnataka, India

2019-20	
No. of final year students appeared in exams	46
No. of final year students passed in exams	41
Pass Percentage	88.04%



2020-21	
No. of final year students appeared in exams	57
No. of final year students passed in exams	57
Pass Percentage	100%

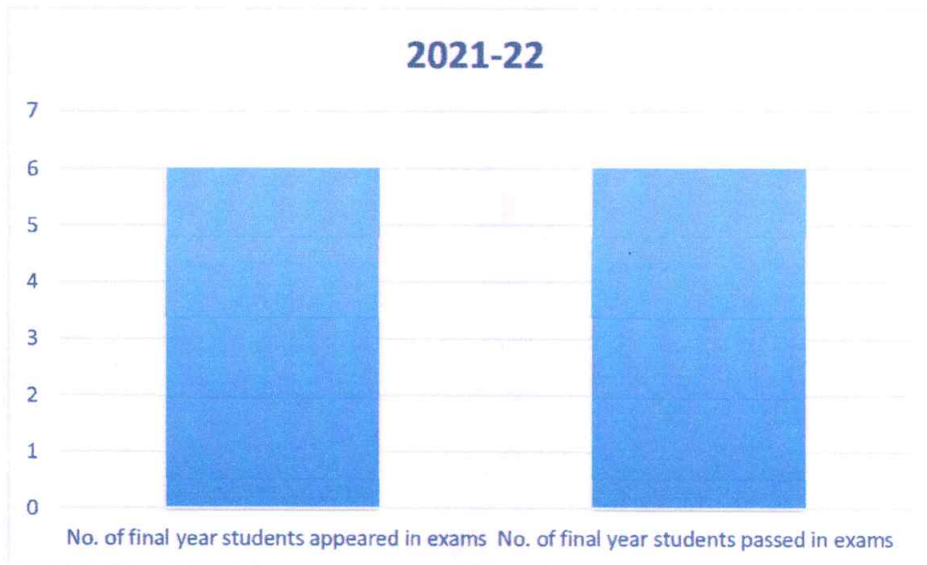




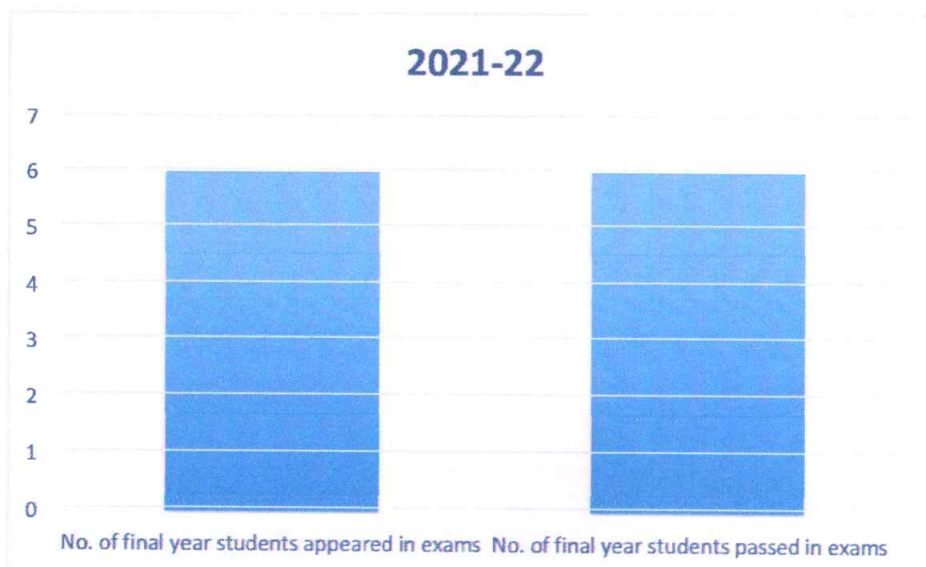
ADICHUNCHANAGIRI UNIVERSITY

(Estd. under ACU Act, 2012 (Karnataka Act No. 18 of 2013)
B G Nagara - 571448, Karnataka, India

2021-22	
No. of final year students appeared in exams	108
No. of final year students passed in exams	107
Pass Percentage	99.54%



2022-23	
No. of final year students appeared in exams	118
No. of final year students passed in exams	115
Pass Percentage	97.03%



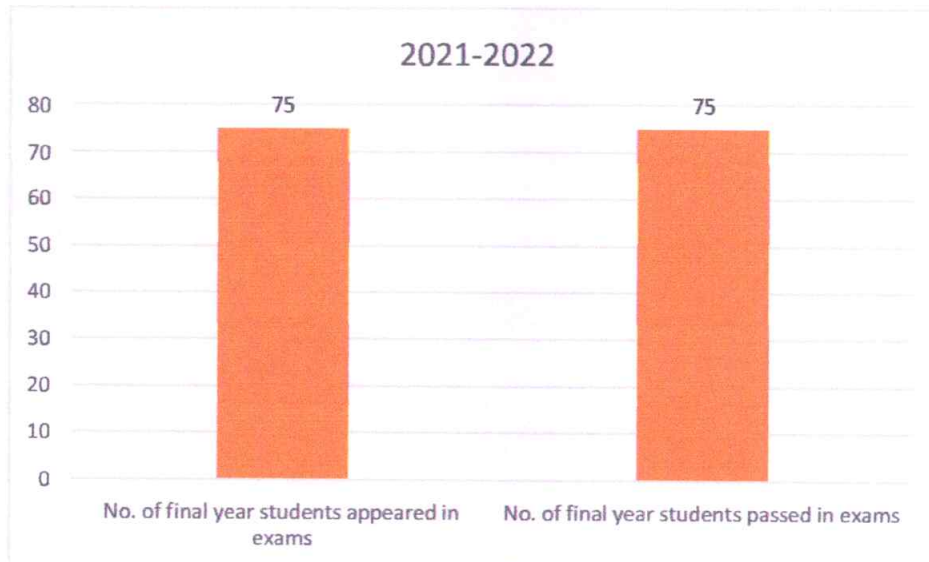


ADICHUNCHANAGIRI COLLEGE OF NATURAL SCIENCES - UG

2.6.2: in Incremental performance Pass percentage of final year students in the last five years

Year	Number of students who appeared in the final year examination	Number of students who cleared the final year examination	Pass Percentage
2018-19	Nil	Nil	-
2019-20	Nil	Nil	-
2020-21	Nil	Nil	-
2021-22	75	75	100
2022-23	-	-	

2021-22	
No. of final year students appeared in exams	75
No. of final year students passed in exams	75
Pass Percentage	100%

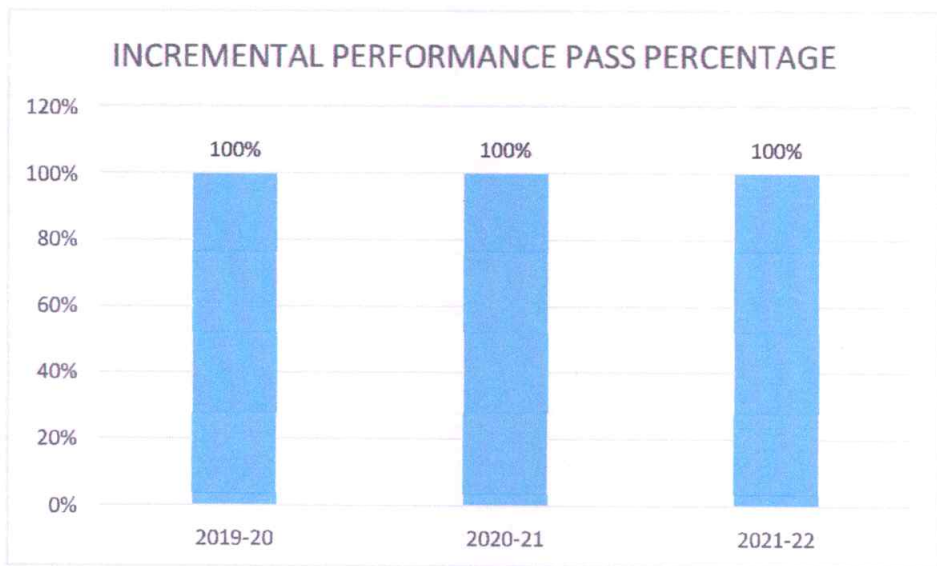




BGS COLLEGE OF EDUCATION

2.6.2: in Incremental performance Pass percentage of final year students in the last five years

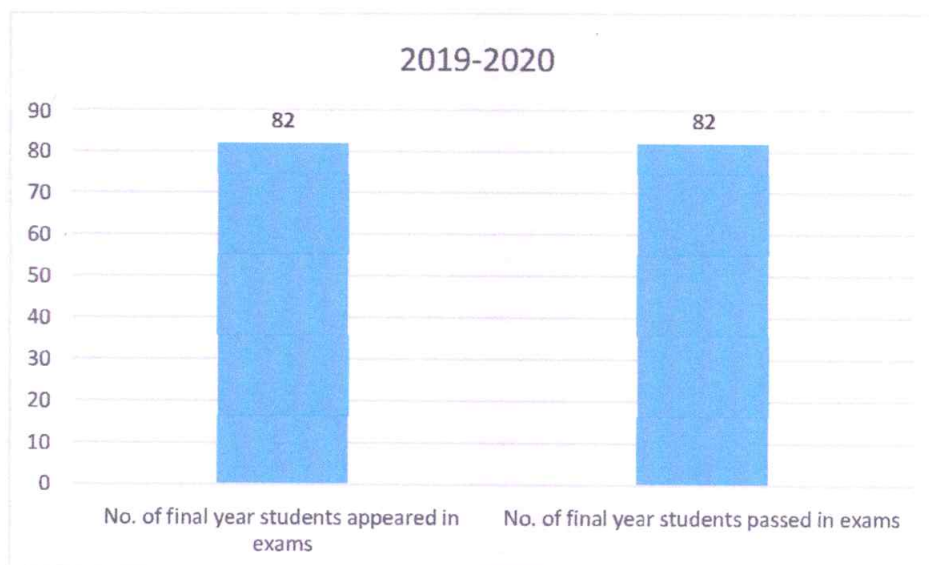
Year	Number of students who appeared in the final year examination	Number of students who cleared the final year examination	Pass Percentage
2018-19	-	-	-
2019-20	54	54	100%
2020-21	58	58	100%
2021-22	82	82	100%
2022-23			





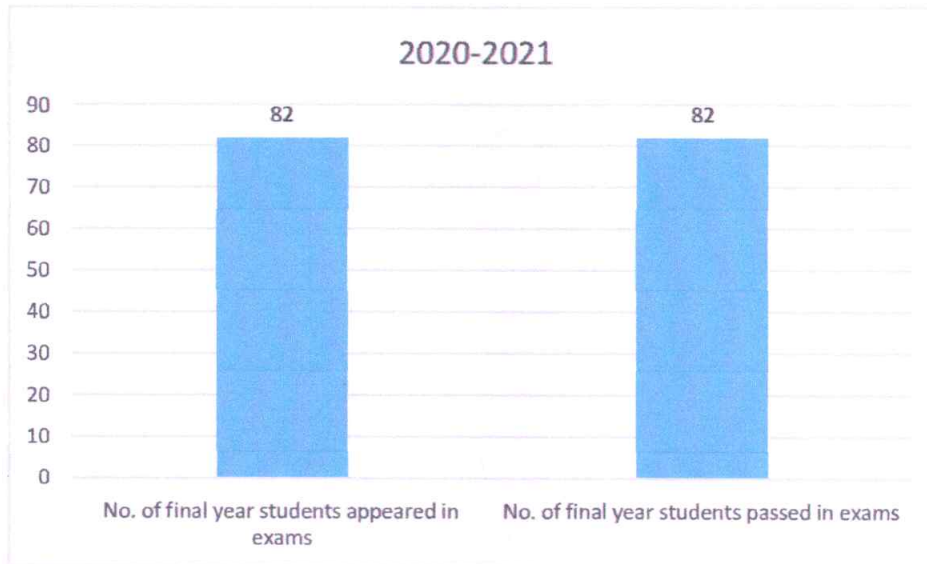
2018- 2019	
No. of final year students appeared in exams	NIL
No. of final year students passed in exams	NIL
Pass Percentage	-SS

2019- 2020	
No. of final year students appeared in exams	54
No. of final year students passed in exams	54
Pass Percentage	100%

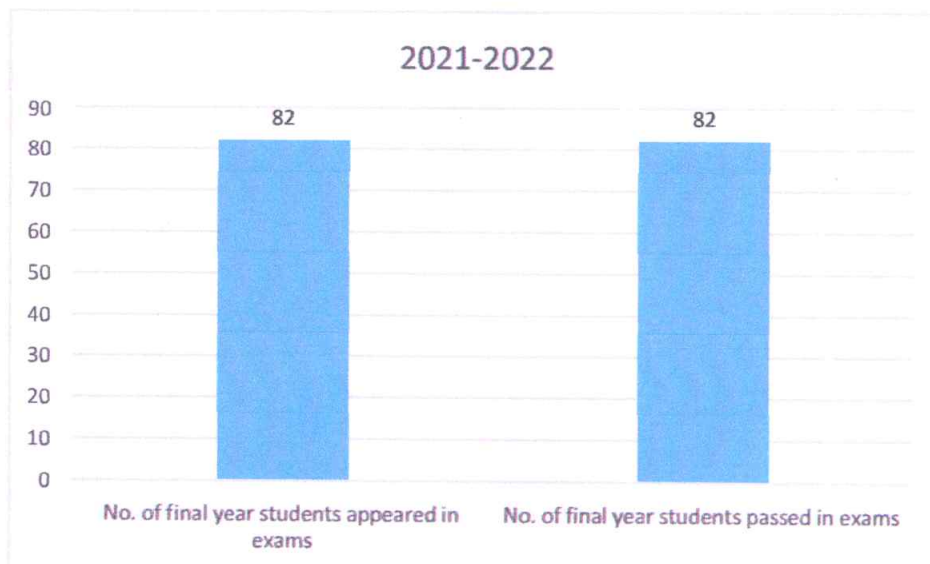




2020- 2021	
No. of final year students appeared in exams	58
No. of final year students passed in exams	58
Pass Percentage	100%



2021- 2022	
No. of final year students appeared in exams	82
No. of final year students passed in exams	82
Pass Percentage	100%

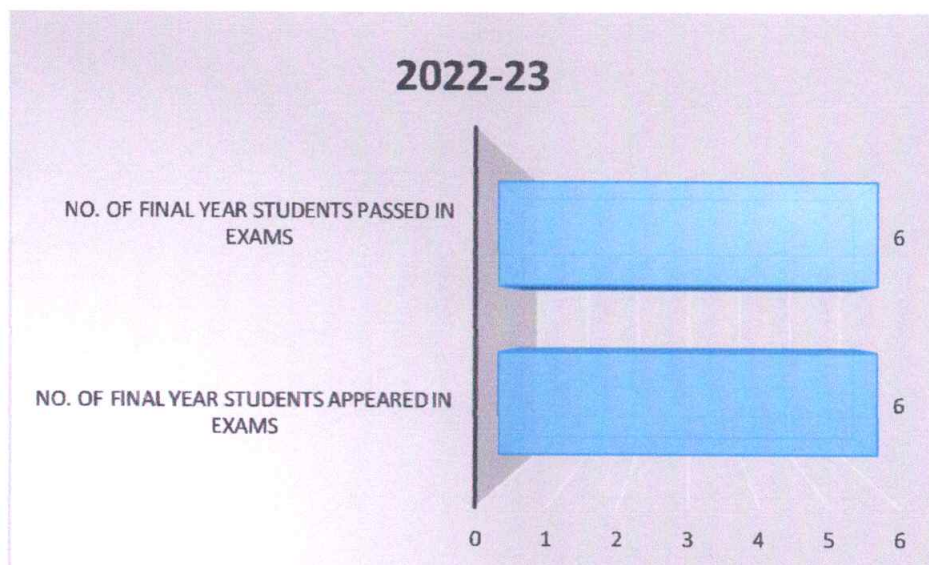




ALLIED HEALTH SCIENCES COLLEGE

2.6.2: in Incremental performance Pass percentage of final year students in the last five years UG

BSc.Medical Imaging Technique 2022- 2023	
No. of final year students appeared in exams	06
No. of final year students passed in exams	06
Pass Percentage	100%



Registrar
Adichunchanagiri University
B.G.NAGARA-571448